


**Worklist: 2211**

Reviewed 3/7/18

*Bylee*

<u>LAB CASE</u>	<u>ITEM</u>	<u>TASK ID</u>	<u>DESCRIPTION</u>
M2018-0205	1	108340	AM 28 Blood Multi-Drug Quant
M2018-0221	1	108341	AM 28 Blood Multi-Drug Quant
M2018-0226	1	108344	AM 28 Blood Multi-Drug Quant
M2018-0229	1	108345	AM 28 Blood Multi-Drug Quant
M2018-0623	2	108346	AM 28 Blood Multi-Drug Quant
P2018-0332	1	108347	AM 28 Blood Multi-Drug Quant
P2018-0336	1	108348	AM 28 Blood Multi-Drug Quant
P2018-0340	1	108358	AM 28 Blood Multi-Drug Quant
P2018-0361	1	108359	AM 28 Blood Multi-Drug Quant
P2018-0362	1	108360	AM 28 Blood Multi-Drug Quant
P2018-0370	1	108361	AM 28 Blood Multi-Drug Quant
P2018-0371	1	108362	AM 28 Blood Multi-Drug Quant
P2018-0372	1	108363	AM 28 Blood Multi-Drug Quant
P2018-0379	1	108364	AM 28 Blood Multi-Drug Quant
P2018-0381	1	108365	AM 28 Blood Multi-Drug Quant
P2018-0462	1	108366	AM 28 Blood Multi-Drug Quant



MDQ P1

D

# Multi-Drug Quantitation in Blood by LC-MS/M

Extraction Date: 02/20/18  
Plate lot#: 0507680

Analyst: Sarah Pickle  
Plate Expiration: ~~05/31/2018~~ 06/05/2018 **F**

**Mobile phase A:** 5mM Amm Form + 0.01% FA  
0.5M Ammonium Hydroxide  
20% Methanol in Water

**Mobile phase B:** 0.01% Formic Acid in MeOH  
Ethyl Acetate

**Blank Blood Lot:** 361331-2  
**LCMS-QQQ ID:** 59740

**Column:** Agilent 120 EC-C18 (2.1x 100-4um)

## Pre-Analytic:

- 1. Check levels of mobile phases and needle wash refill as needed. Ensure waste is not full.
- 2. Ensure correct column is installed and begin mobile phase flow allow to equilibrate ~ 30 minutes.
- 3. Create worklist:

## Analytic:

- 1. Remove standards, plate, controls, and samples from cold storage. Allow to reach room temperature.
- 2. Pipette **250µL blood (calibrated pipette) Pipette ID: #3** in wells of analytical (standards) plate.
- 3. Place on shaking incubator at ambient temp., 900rpm for 15 minutes. *Shaker ID: 067105*
- 4. Pipette **250µL 00.5M ammonium hydroxide** in wells of analytical plate.
- 5. Place on shaking incubator at ambient temp., 900rpm for 15 minutes.
- 6. Transfer **300µL of blood+base** mixture to corresponding wells of SLE+ plate.
- 7. Apply positive pressure for approx. 10-15 seconds (or until no liquid remains on top of sorbent).  
*(Load at 85-100 PSI- Selector to the right) Manifold ID: 067104*
- 8. Wait 5 minutes.
- 9. Add **900uL ethyl acetate.**
- 10. Wait 5 minutes.
- 11. Apply positive pressure for approx. 15 seconds. *(10-15 PSI- Selector to the left).*
- 12. Add **900uL ethyl acetate.**
- 13. Wait 5 minutes.
- 14. Apply positive pressure for approx. 15 seconds. *(10-15 PSI- Selector to the left).*
- 15. Remove plate containing eluate. Place on SPE Dry and evaporate to dryness at approx. 35°C.  
*SPE Dry ID: 067103*
- 16. Reconstitute in **100µL 20% MeOH** and heat seal plate with foil. Place in autosampler and run worklist.

## Post-Analytic

- 1. Create batch and process data.  
Worklist path: 022018 MDQ P1 and P2 TS and SP Batch Name: MDQ P1a 022018 SP  
MDQ P1b 022018 SP
- 2. Make necessary changes to integration limits
- 3. Integration linear and  $r^2$  values  $\geq 0.98$  for each analyte.
- 4. For unknown samples and controls: response ratio within 20% of average of controls and standards, RT within +/- 5%, S/N for primary transition  $> 10$  and secondary transition  $> 5$ .
- 5. Did all QCs pass for each analyte? Y / N \_\_\_\_\_
- 6. Central File Packet to include: LIMS Worklist, Method Checklist, Calibration and Control Reports

COMMENTS: *Curve Range Limited: Phentermine 10-1000, Norhydrocodone 25-1000, Lorazepam 25-1000, Amphetamine 10-1000, acetyl fentanyl 1-100, Fluoxetine 10-1000, norfentanyl 2.5-100, Fentanyl 1-100*

*Not evaluated: Buprenorphine and Norbuprenorphine → ratio + accuracy variability.*

TS

P

Toxicology AM method 28 panel 1 external prep information

Working Solution 10000 ng/ml in MeOH trazodone, ketamine, morphine, quetiapine

Stock Solution 1mg/ml 100 ul each in 9600 ul MeOH (Fisher Lot # 172516)

Prepared: 12/12/17

Expires: ~~06/12/17~~ By: TNS

~~06/12/17~~ TS

Drug	Lot	Expiration
Trazodone	FN12151403	1/1/2020
Ketamine	FE01131504	2/1/2020
Morphine	FE08141515	11/1/2020
Quetiapine	FN02021502	2/1/2020

AM 28 control 50 ul working solution lot (WS121217) in 9950ul blood (Hemostat Lot# 361331-2)

Prepared: 12/12/17

Expires: ~~06/12/17~~ By: TNS

~~06/12/17~~ TS

# ISP FORENSICS - Pocatello Instrument # 59740

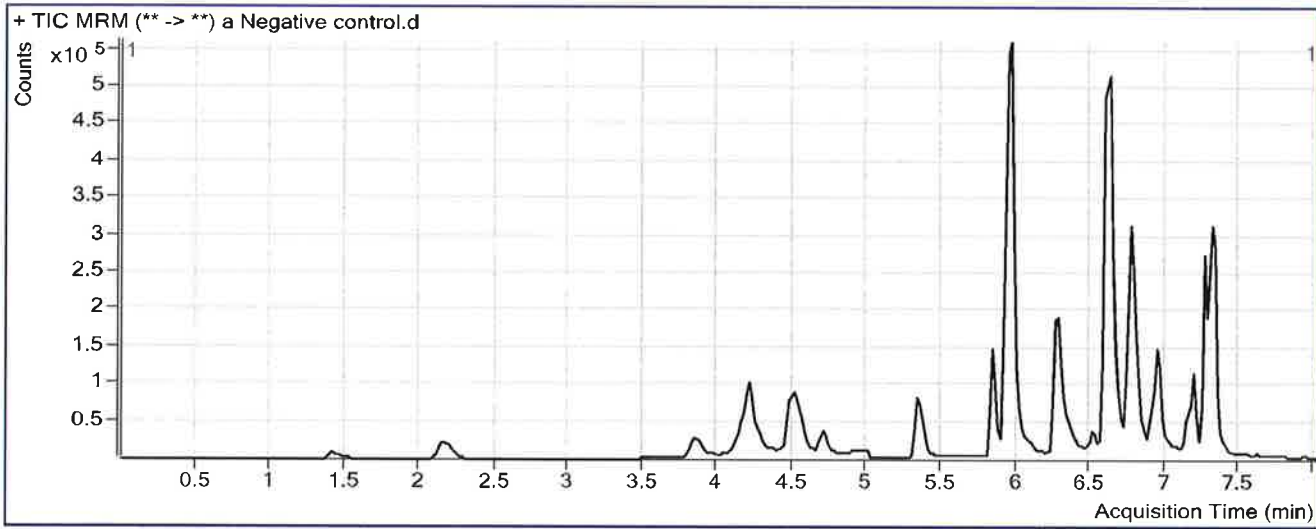
## Multi-Drug Confirmatory Analysis Report

<b>Batch Data Path</b>	C:\MassHunter\Data\2018\MD Quant\022018 MDQ P1 and P2 TS and SP\QuantResults\MDQ P1a 022018 SP.bi		
<b>Analysis Time</b>	2/27/2018 7:52 AM	<b>Analyst Name</b>	ISPUser
<b>Report Time</b>	2/27/2018 7:57 AM	<b>Reporter Name</b>	ISPUser
<b>Last Calib Update</b>	2/27/2018 7:52 AM	<b>Batch State</b>	Processed

### Analysis Info

<b>Acq Time</b>	2018-02-21 08:36	<b>Data File</b>	a Negative control.d
<b>Sample Type</b>	Sample	<b>Sample Name</b>	a Negative control
<b>Dilution</b>	1	<b>Acq Method</b>	MD Quant Panel 1a 1-19-2018.m
<b>Position</b>	P1-E2	<b>Sample Info</b>	
<b>Inj Vol</b>	-1	<b>Comment</b>	AM 28

### Sample Chromatogram



### Results

Compound	ISTD Compound	RT	Response	ISTD Resp	Resp Ratio	Final Conc
Amphetamine	Amphetamine-D11	4.304	29820	163649	0.1822	0.0000 < 5
Phentermine	Phentermine-D5	5.324	4110	300723	0.0137	0.0000 < 5
Zolpidem	Zolpidem-D6	6.636	5699	1898103	0.0030	0.3261 < 5
a-hydroxyalprazolam	a-hydroxyalprazolam-D5	7.260	937	134678	0.0070	1.5206 < 5

# ISP FORENSICS - Pocatello Instrument # 59740

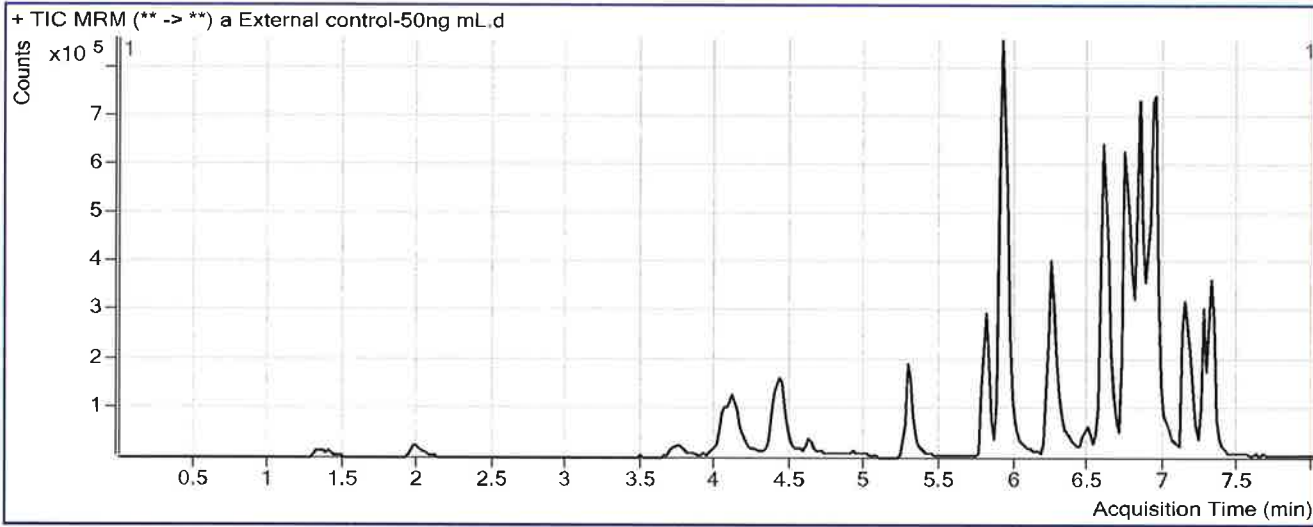
## Multi-Drug Confirmatory Analysis Report

**Batch Data Path** C:\MassHunter\Data\2018\MD Quant\022018 MDQ P1 and P2 TS and SP\QuantResults\MDQ P1a 022018 SP.bi  
**Analysis Time** 2/27/2018 7:52 AM **Analyst Name** ISPUser  
**Report Time** 2/27/2018 7:57 AM **Reporter Name** ISPUser  
**Last Calib Update** 2/27/2018 7:52 AM **Batch State** Processed

### Analysis Info

**Acq Time** 2018-02-21 09:08 **Data File** a External control-50ng mL.d  
**Sample Type** Sample **Sample Name** a External control-50ng mL  
**Dilution** 1 **Acq Method** MD Quant Panel 1a 1-19-2018.m  
**Position** P1-F2 **Sample Info**  
**Inj Vol** -1 **Comment** AM 28; WS121217 50 ng trazodone, ketamine, morphine, quetiapine

### Sample Chromatogram



### Results

Compound	ISTD Compound	RT	Response	ISTD Resp	Resp Ratio	Final Conc
<u>Morphine</u>	Morphine-D6	1.348	40496	27072	1.4959	44.6714
Amphetamine	Amphetamine-D11	4.184	62561	413433	0.1513	0.0000 <5
Phentermine	Phentermine-D5	5.324	893	745136	0.0012	0.0000 <5
Tramadol	Tramadol-13C-D3	5.937	12754	2373049	0.0054	1.5813 <5
<u>Trazodone</u>	Trazodone-D6	6.834	1004008	805636	1.2462	41.1860

# ISP FORENSICS - Pocatello Instrument # 59740

## Multi-Drug Confirmatory Analysis Report

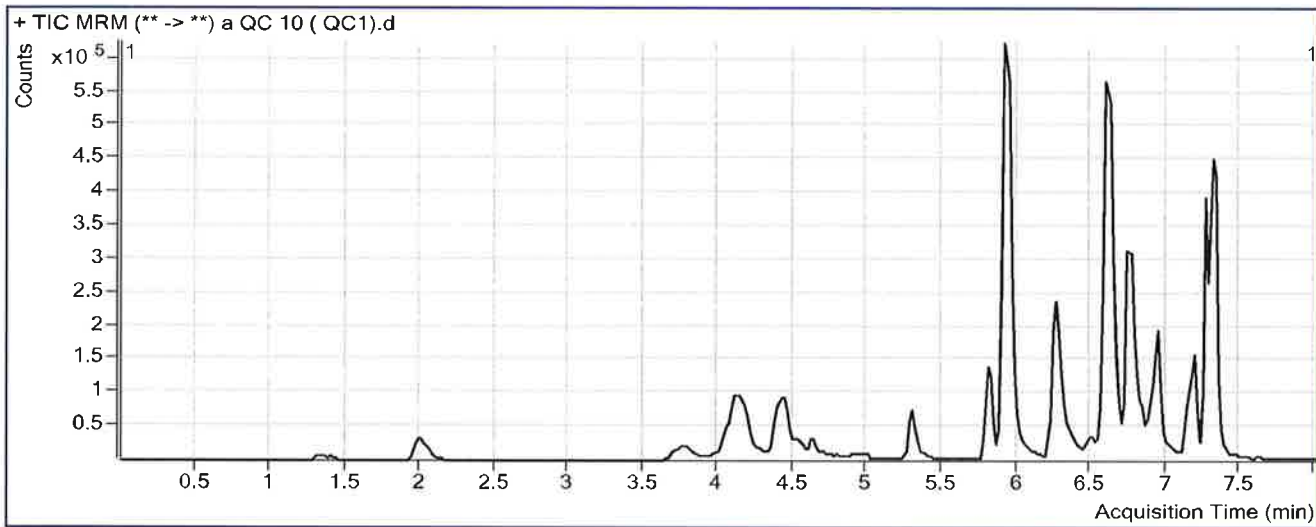


**Batch Data Path** C:\MassHunter\Data\2018\MD Quant\022018 MDQ P1 and P2 TS and SP\QuantResults\MDQ P1a 022018 SP.b  
**Analysis Time** 2/27/2018 7:52 AM **Analyst Name** ISPUser  
**Report Time** 2/27/2018 7:57 AM **Reporter Name** ISPUser  
**Last Calib Update** 2/27/2018 7:52 AM **Batch State** Processed

### Analysis Info

**Acq Time** 2018-02-21 10:11 **Data File** a QC 10 ( QC1).d  
**Sample Type** QC **Sample Name** a QC 10 ( QC1)  
**Dilution** 1 **Acq Method** MD Quant Panel 1a 1-19-2018.m  
**Position** P1-A2 **Sample Info**  
**Inj Vol** -1 **Comment** AM 28

### Sample Chromatogram



### Results

Compound	ISTD Compound	RT	Response	ISTD Resp	Resp Ratio	Final Conc
Morphine	Morphine-D6	1.368	9048	29085	0.3111	10.8623
Hydromorphone	Hydromorphone-D6	2.009	36022	137395	0.2622	9.5647
Codeine	Codeine-D6	3.792	14512	69386	0.2092	10.5298
Oxycodone	Oxycodone-D6	4.149	96898	359669	0.2694	9.9306
Amphetamine	Amphetamine-D11	4.184	112538	158629	0.7094	8.8997
Hydrocodone	Hydrocodone-D6	4.434	34135	226526	0.1507	9.3022
Norhydrocodone	Norhydrocodone-D3	4.477	1991	53529	0.0372	18.1138
Methamphetamine	Methamphetamine-D11	4.541	43914	188115	0.2334	7.7121
6-MAM	6-MAM-D6	4.628	2008	60982	0.0329	1.4468
Phentermine	Phentermine-D5	5.344	22423	278486	0.0805	4.6092
Dextrophan	Dextrophan-D3	5.801	35441	372881	0.0950	9.0517
7-aminoclonazepam	7-Aminoclonazepam-D4	5.911	107275	439171	0.2443	9.0746
Tramadol	Tramadol-13C-D3	5.937	300138	1409387	0.2130	11.2184
Doxylamine	Doxylamine-D5	6.280	172752	842459	0.2051	9.4872
Bupropion	Bupropion-D9	6.509	18228	76700	0.2377	9.0888
Zolpidem	Zolpidem-D6	6.616	324432	1803698	0.1799	9.0906
Meprobamate	Meprobamate-D7	6.611	45969	196665	0.2337	8.8778
Venlafaxine	Venlafaxine-D6	6.762	165958	795571	0.2086	9.3242
Trazodone	Trazodone-D6	6.834	62056	227029	0.2733	9.4007
Citalopram	Citalopram-D6	6.896	33897	178794	0.1896	10.2298

*outside curve range*

**ISP FORENSICS - Pocatello Instrument # 59740**  
**Multi-Drug Confirmatory Analysis Report** a QC 10

B

Compound	ISTD Compound	RT	Response	ISTD Resp	Resp Ratio	Final Conc
Dextromethorphan	Dextromethorphan-D3	6.927	10253	38877	0.2637	10.4270
Diphenhydramine	Diphenhydramine-D3	6.951	59121	364472	0.1622	9.0145
Promethazine	Promethazine-D3	7.147	35642	157230	0.2267	9.8384
Clonazepam	Clonazepam-D4	7.182	116500	131728	0.8844	9.2392
a-hydroxyalprazolam	a-hydroxyalprazolam-D5	7.260	23533	126699	0.1857	9.2158
Carisoprodol	Carisoprodol-D7	7.272	136297	510766	0.2668	9.9845
<del>Lorazepam</del>	<del>Alprazolam-D5</del>	<del>7.302</del>	<del>62419</del>	<del>745165</del>	<del>0.0838</del>	<del>0.0000</del>
Alprazolam	Alprazolam-D5	7.326	231803	745165	0.3111	9.8503

outside of  
curve range

# ISP FORENSICS - Pocatello Instrument # 59740

## Multi-Drug Confirmatory Analysis Report

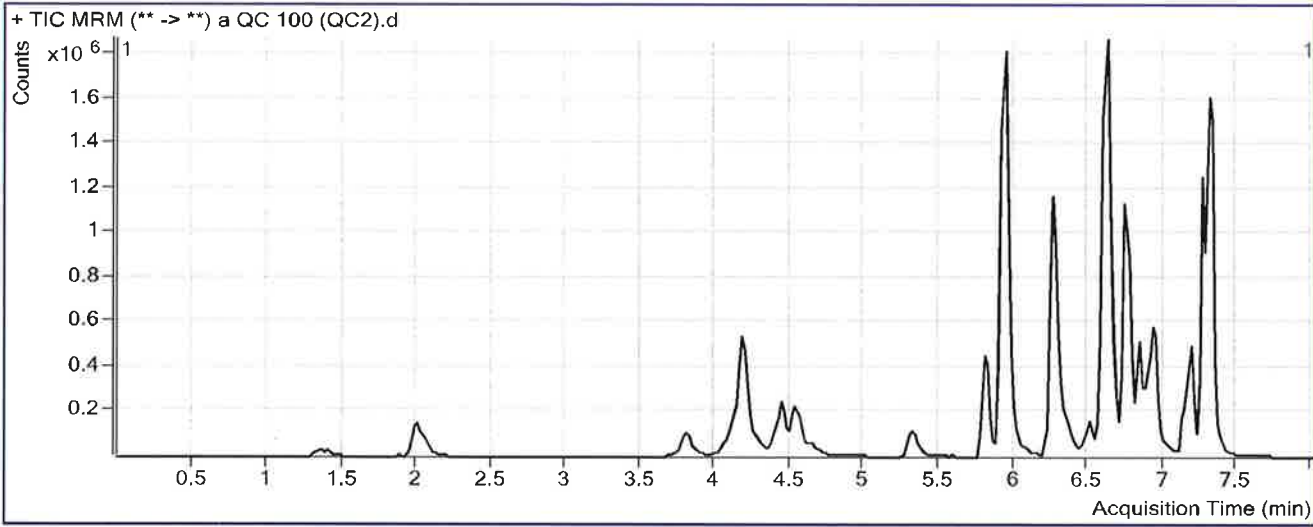
S

<b>Batch Data Path</b>	C:\MassHunter\Data\2018\MD Quant\022018 MDQ P1 and P2 TS and SP\QuantResults\MDQ P1a 022018 SP.b		
<b>Analysis Time</b>	2/27/2018 7:52 AM	<b>Analyst Name</b>	ISPUser
<b>Report Time</b>	2/27/2018 7:58 AM	<b>Reporter Name</b>	ISPUser
<b>Last Calib Update</b>	2/27/2018 7:52 AM	<b>Batch State</b>	Processed

**Analysis Info**

<b>Acq Time</b>	2018-02-21 12:01	<b>Data File</b>	a QC 100 (QC2).d
<b>Sample Type</b>	QC	<b>Sample Name</b>	a QC 100 (QC2)
<b>Dilution</b>	1	<b>Acq Method</b>	MD Quant Panel 1a 1-19-2018.m
<b>Position</b>	P1-B2	<b>Sample Info</b>	
<b>Inj Vol</b>	-1	<b>Comment</b>	AM 28

**Sample Chromatogram**



**Results**

Compound	ISTD Compound	RT	Response	ISTD Resp	Resp Ratio	Final Conc
Morphine	Morphine-D6	1.348	96535	27785	3.4744	101.1288
Hydromorphone	Hydromorphone-D6	2.009	399389	131426	3.0389	101.7875
Codeine	Codeine-D6	3.812	147120	60000	2.4520	97.1103
Oxycodone	Oxycodone-D6	4.169	1020560	345362	2.9550	98.7999
Amphetamine	Amphetamine-D11	4.204	886825	150548	5.8906	102.8099
Hydrocodone	Hydrocodone-D6	4.434	373438	216796	1.7225	104.4265
Norhydrocodone	Norhydrocodone-D3	4.477	24647	46466	0.5304	91.9301
Methamphetamine	Methamphetamine-D11	4.541	616083	199430	3.0892	91.0681
6-MAM	6-MAM-D6	4.648	17493	59432	0.2943	11.4340
Phentermine	Phentermine-D5	5.344	316819	300425	1.0546	105.2594
Dextrophan	Dextrophan-D3	5.801	440684	389087	1.1326	96.0104
7-aminoclonazepam	7-Aminoclonazepam-D4	5.911	1049437	393028	2.6701	114.1088
Tramadol	Tramadol-13C-D3	5.937	3167010	1426343	2.2204	104.4137
Doxylamine	Doxylamine-D5	6.260	2138959	878603	2.4345	101.4402
Bupropion	Bupropion-D9	6.509	229368	85009	2.6982	101.3206
Zolpidem	Zolpidem-D6	6.616	3451760	1780623	1.9385	96.2383
Meprobamate	Meprobamate-D7	6.591	448241	163418	2.7429	96.9382
Venlafaxine	Venlafaxine-D6	6.742	1955332	825656	2.3682	95.1759
Trazodone	Trazodone-D6	6.834	688002	229572	2.9969	98.3819
Citalopram	Citalopram-D6	6.896	458576	207959	2.2051	97.6471



**ISP FORENSICS - Pocatello Instrument # 59740**  
**Multi-Drug Confirmatory Analysis Report** a QC 100

8

<b>Compound</b>	<b>ISTD Compound</b>	<b>RT</b>	<b>Response</b>	<b>ISTD Resp</b>	<b>Resp Ratio</b>	<b>Final Conc</b>
Dextromethorphan	Dextromethorphan-D3	6.927	112201	41804	2.6840	100.3716
Diphenhydramine	Diphenhydramine-D3	6.951	666918	357569	1.8651	95.8253
Promethazine	Promethazine-D3	7.147	368826	139702	2.6401	98.6111
Clonazepam	Clonazepam-D4	7.182	964921	96311	10.0188	99.7465
a-hydroxyalprazolam	a-hydroxyalprazolam-D5	7.240	221200	97485	2.2691	98.8882
Carisoprodol	Carisoprodol-D7	7.272	1126731	407532	2.7648	98.8708
Lorazepam	Alprazolam-D5	7.302	276627	617116	0.4483	84.2950
Alprazolam	Alprazolam-D5	7.326	2070091	617116	3.3545	98.2088

# ISP FORENSICS - Pocatello Instrument # 59740

## Multi-Drug Confirmatory Analysis Report

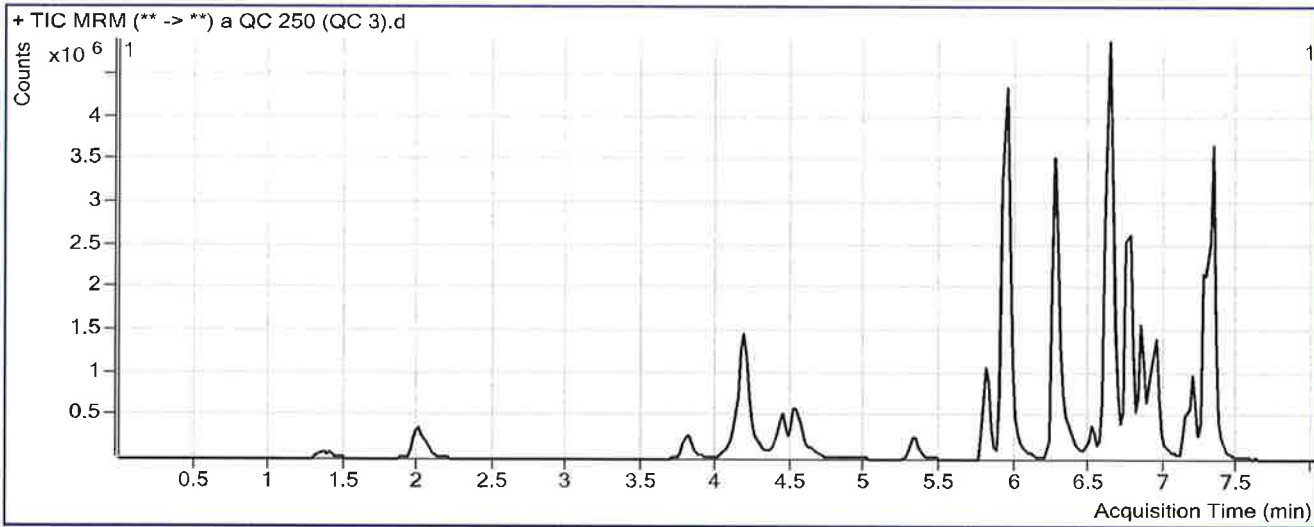


<b>Batch Data Path</b>	C:\MassHunter\Data\2018\MD Quant\022018 MDQ P1 and P2 TS and SP\QuantResults\MDQ P1a 022018 SP.b		
<b>Analysis Time</b>	2/27/2018 7:52 AM	<b>Analyst Name</b>	ISPUser
<b>Report Time</b>	2/27/2018 7:58 AM	<b>Reporter Name</b>	ISPUser
<b>Last Calib Update</b>	2/27/2018 7:52 AM	<b>Batch State</b>	Processed

### Analysis Info

<b>Acq Time</b>	2018-02-21 15:10	<b>Data File</b>	a QC 250 (QC 3).d
<b>Sample Type</b>	QC	<b>Sample Name</b>	a QC 250 (QC 3)
<b>Dilution</b>	1	<b>Acq Method</b>	MD Quant Panel 1a 1-19-2018.m
<b>Position</b>	P1-C2	<b>Sample Info</b>	
<b>Inj Vol</b>	-1	<b>Comment</b>	AM 28

### Sample Chromatogram



### Results

Compound	ISTD Compound	RT	Response	ISTD Resp	Resp Ratio	Final Conc
Morphine	Morphine-D6	1.368	256809	30935	8.3017	238.8758
Hydromorphone	Hydromorphone-D6	2.009	1092892	136983	7.9783	265.8395
Codeine	Codeine-D6	3.812	388372	63880	6.0797	237.1491
Oxycodone	Oxycodone-D6	4.149	3031611	403755	7.5085	249.4775
Amphetamine	Amphetamine-D11	4.184	2379276	172950	13.7570	245.3888
Hydrocodone	Hydrocodone-D6	4.434	1010724	242923	4.1607	251.9768
Norhydrocodone	Norhydrocodone-D3	4.477	69812	46320	1.5072	238.1016
Methamphetamine	Methamphetamine-D11	4.541	1918748	230680	8.3178	243.6825
6-MAM	6-MAM-D6	4.648	51688	69732	0.7412	28.5082
Phentermine	Phentermine-D5	5.344	906188	335736	2.6991	275.1920
Dextrophan	Dextrophan-D3	5.801	1233502	425737	2.8973	243.9124
7-aminoclonazepam	7-Aminoclonazepam-D4	5.911	2501241	408159	6.1281	263.8309
Tramadol	Tramadol-13C-D3	5.937	9384987	1661614	5.6481	263.5485
Doxylamine	Doxylamine-D5	6.260	6151624	1081057	5.6904	235.7284
Bupropion	Bupropion-D9	6.509	588284	85049	6.9170	259.4642
Zolpidem	Zolpidem-D6	6.616	10304090	1986392	5.1873	257.2306
Meprobamate	Meprobamate-D7	6.611	961923	155992	6.1665	217.0904
Venlafaxine	Venlafaxine-D6	6.762	5743400	970545	5.9177	236.2797
Trazodone	Trazodone-D6	6.834	2082533	274045	7.5992	248.7453
Citalopram	Citalopram-D6	6.896	1153483	210911	5.4690	239.2082

**ISP FORENSICS - Pocatello Instrument # 59740**  
**Multi-Drug Confirmatory Analysis Report**

a QC 250 *PS*

<b>Compound</b>	<b>ISTD Compound</b>	<b>RT</b>	<b>Response</b>	<b>ISTD Resp</b>	<b>Resp Ratio</b>	<b>Final Conc</b>
Dextromethorphan	Dextromethorphan-D3	6.927	311260	43585	7.1415	266.0283
Diphenhydramine	Diphenhydramine-D3	6.951	1882539	389661	4.8312	247.0270
Promethazine	Promethazine-D3	7.147	955091	125314	7.6216	281.8464
Clonazepam	Clonazepam-D4	7.182	2006875	82846	24.2242	240.5001
a-hydroxyalprazolam	a-hydroxyalprazolam-D5	7.260	503079	97226	5.1743	223.9387
Carisoprodol	Carisoprodol-D7	7.292	2578577	383666	6.7209	239.6459
Lorazepam	Alprazolam-D5	7.302	583441	613460	0.9511	203.9231
Alprazolam	Alprazolam-D5	7.326	4895048	613460	7.9794	232.4850

# ISP FORENSICS - Pocatello Instrument # 59740

## Multi-Drug Confirmatory Analysis Report

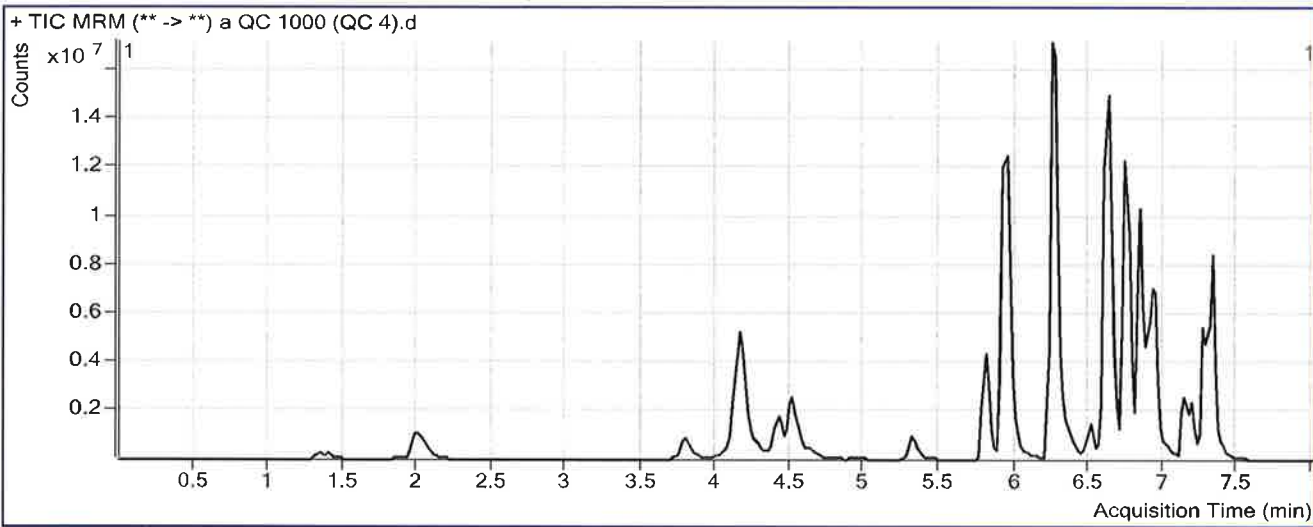
S

<b>Batch Data Path</b>	C:\MassHunter\Data\2018\MD Quant\022018 MDQ P1 and P2 TS and SP\QuantResults\MDQ P1a 022018 SP.bi		
<b>Analysis Time</b>	2/27/2018 7:52 AM	<b>Analyst Name</b>	ISPUser
<b>Report Time</b>	2/27/2018 7:59 AM	<b>Reporter Name</b>	ISPUser
<b>Last Calib Update</b>	2/27/2018 7:52 AM	<b>Batch State</b>	Processed

### Analysis Info

<b>Acq Time</b>	2018-02-21 17:15	<b>Data File</b>	a QC 1000 (QC 4).d
<b>Sample Type</b>	QC	<b>Sample Name</b>	a QC 1000 (QC 4)
<b>Dilution</b>	1	<b>Acq Method</b>	MD Quant Panel 1a 1-19-2018.m
<b>Position</b>	P1-D2	<b>Sample Info</b>	
<b>Inj Vol</b>	-1	<b>Comment</b>	AM 28

### Sample Chromatogram



### Results

Compound	ISTD Compound	RT	Response	ISTD Resp	Resp Ratio	Final Conc
Morphine	Morphine-D6	1.368	892652	25079	35.5943	1017.6716
Hydromorphone	Hydromorphone-D6	2.009	3914414	119204	32.8380	1091.4994
Codeine	Codeine-D6	3.792	1270207	52289	24.2922	940.1974
Oxycodone	Oxycodone-D6	4.149	11893402	382847	31.0657	1028.9974
Amphetamine	Amphetamine-D11	4.184	9010532	189814	47.4704	856.4497
Hydrocodone	Hydrocodone-D6	4.414	3774800	232463	16.2383	982.8824
Norhydrocodone	Norhydrocodone-D3	4.457	274144	36543	7.5020	1135.2601
Methamphetamine	Methamphetamine-D11	4.521	7857809	231402	33.9574	992.0644
6-MAM	6-MAM-D6	4.628	197481	58164	3.3953	129.9047
Phentermine	Phentermine-D5	5.324	3794094	393946	9.6310	991.4728
Dextroprphan	Dextroprphan-D3	5.801	5451988	444954	12.2529	1028.0082
7-aminoclonazepam	7-Aminoclonazepam-D4	5.911	7121716	308242	23.1043	998.8599
Tramadol	Tramadol-13C-D3	5.937	36996012	1804905	20.4975	952.9382
Doxylamine	Doxylamine-D5	6.240	31870037	1350807	23.5933	974.1331
Bupropion	Bupropion-D9	6.509	2208115	79816	27.6650	1037.2034
Zolpidem	Zolpidem-D6	6.616	37378123	1785413	20.9353	1037.6037
Meprobamate	Meprobamate-D7	6.591	2561262	113129	22.6401	795.2410
Venlafaxine	Venlafaxine-D6	6.742	29184932	1187950	24.5675	977.6694
Trazodone	Trazodone-D6	6.834	14068616	489655	28.7317	939.1649
Citalopram	Citalopram-D6	6.896	6741839	289966	23.2505	1010.4158

**ISP FORENSICS - Pocatello Instrument # 59740****Multi-Drug Confirmatory Analysis Report**QC 1000 

<b>Compound</b>	<b>ISTD Compound</b>	<b>RT</b>	<b>Response</b>	<b>ISTD Resp</b>	<b>Resp Ratio</b>	<b>Final Conc</b>
Dextromethorphan	Dextromethorphan-D3	6.927	1890874	72492	26.0838	969.9885
Diphenhydramine	Diphenhydramine-D3	6.951	11252687	574351	19.5920	999.4887
Promethazine	Promethazine-D3	7.147	5891784	218924	26.9125	991.4295
Clonazepam	Clonazepam-D4	7.182	3891834	42328	91.9437	911.4954
a-hydroxyalprazolam	a-hydroxyalprazolam-D5	7.260	1393301	64079	21.7434	937.1173
Carisoprodol	Carisoprodol-D7	7.292	5931880	212722	27.8856	992.7763
Lorazepam	Alprazolam-D5	7.323	888658	379616	2.3409	534.6021
Alprazolam	Alprazolam-D5	7.326	13229587	379616	34.8499	1012.6168

# ISP FORENSICS

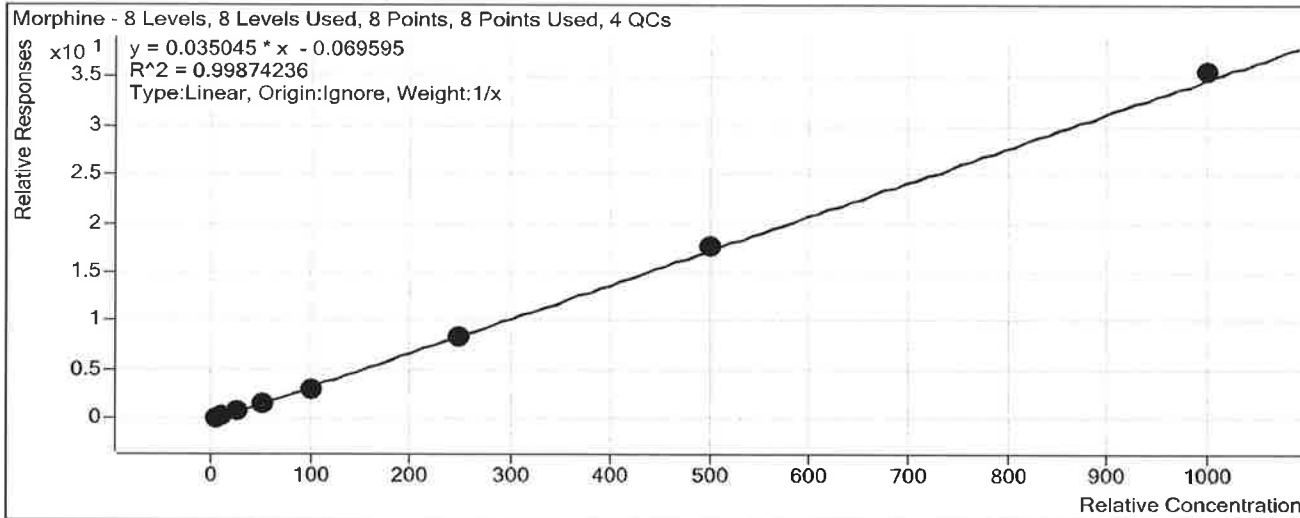
## Calibration Curve Report

D

**Batch Data Path** C:\MassHunter\Data\2018\MD Quant\022018 MDQ P1 and P2 TS and SP\QuantResults\MDQ P1a 022018 SP.batch.bin

**Last Calib Update** 2/27/2018 7:52 AM      **Analyst Name** ISP TOX

**Target Compound** *Morphine*  
**Internal Standard** *Morphine-D6*



Sample	Level	Enabled	Exp Conc	Final Conc	Accuracy
a cal 1-5ng	1	<input checked="" type="checkbox"/>	5	6.0	120.6
a cal 2-10ng	2	<input checked="" type="checkbox"/>	10	10.3	103.1
a QC 10 ( QC1)	2	<input checked="" type="checkbox"/>	10	10.9	108.6
a cal 3-25ng	3	<input checked="" type="checkbox"/>	25	23.7	94.9
a cal 4-50ng	4	<input checked="" type="checkbox"/>	50	45.8	91.5
a cal 5-100ng	5	<input checked="" type="checkbox"/>	100	90.3	90.3
a QC 100 (QC2)	5	<input checked="" type="checkbox"/>	100	101.1	101.1
a cal 6-250ng	6	<input checked="" type="checkbox"/>	250	241.3	96.5
a QC 250 (QC 3)	6	<input checked="" type="checkbox"/>	250	238.9	95.6
a cal 7-500ng	7	<input checked="" type="checkbox"/>	500	508.2	101.6
a cal 8-1000ng	8	<input checked="" type="checkbox"/>	1000	1014.4	101.4
a QC 1000 (QC 4)	8	<input checked="" type="checkbox"/>	1000	1017.7	101.8

# ISP FORENSICS

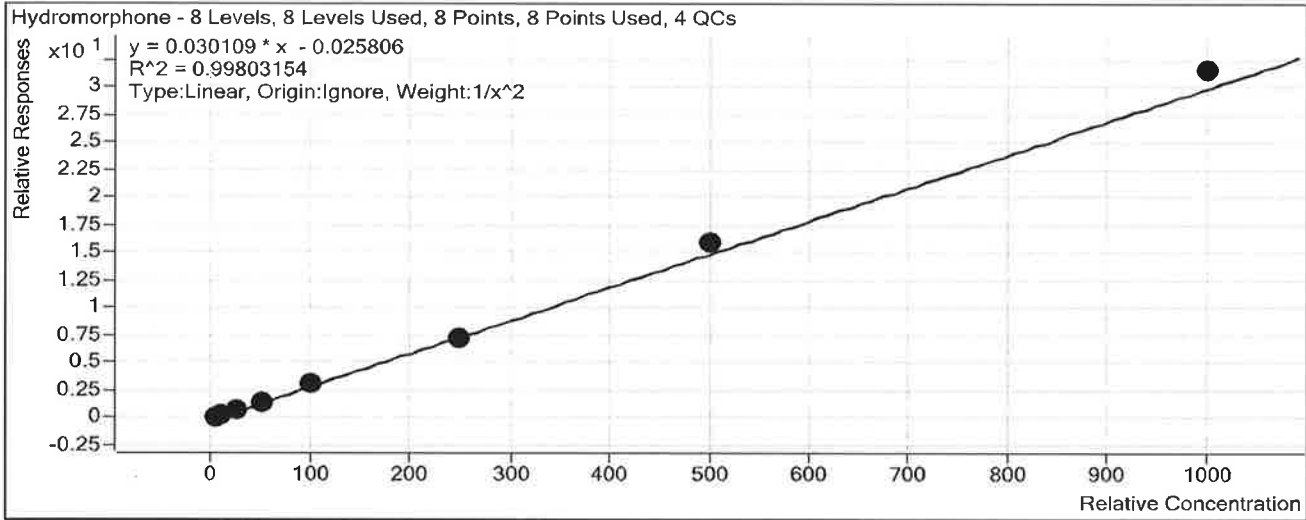
## Calibration Curve Report

B

**Batch Data Path** C:\MassHunter\Data\2018\MD Quant\022018 MDQ P1 and P2 TS and SP\QuantResults\MDQ P1a 022018 SP.batch.bin

**Last Calib Update** 2/27/2018 7:52 AM      **Analyst Name** ISP TOX

**Target Compound** *Hydromorphone*  
**Internal Standard** *Hydromorphone-D6*



Sample	Level	Enabled	Exp Conc	Final Conc	Accuracy
a cal 1-5ng	1	<input checked="" type="checkbox"/>	5	5.1	102.3
a cal 2-10ng	2	<input checked="" type="checkbox"/>	10	9.7	97.5
a QC 10 ( QC1)	2	<input checked="" type="checkbox"/>	10	9.6	95.6
a cal 3-25ng	3	<input checked="" type="checkbox"/>	25	24.3	97.2
a cal 4-50ng	4	<input checked="" type="checkbox"/>	50	47.5	95.0
a cal 5-100ng	5	<input checked="" type="checkbox"/>	100	100.4	100.4
a QC 100 (QC2)	5	<input checked="" type="checkbox"/>	100	101.8	101.8
a cal 6-250ng	6	<input checked="" type="checkbox"/>	250	243.4	97.4
a QC 250 (QC 3)	6	<input checked="" type="checkbox"/>	250	265.8	106.3
a cal 7-500ng	7	<input checked="" type="checkbox"/>	500	528.3	105.7
a cal 8-1000ng	8	<input checked="" type="checkbox"/>	1000	1045.8	104.6
a QC 1000 (QC 4)	8	<input checked="" type="checkbox"/>	1000	1091.5	109.1

# ISP FORENSICS

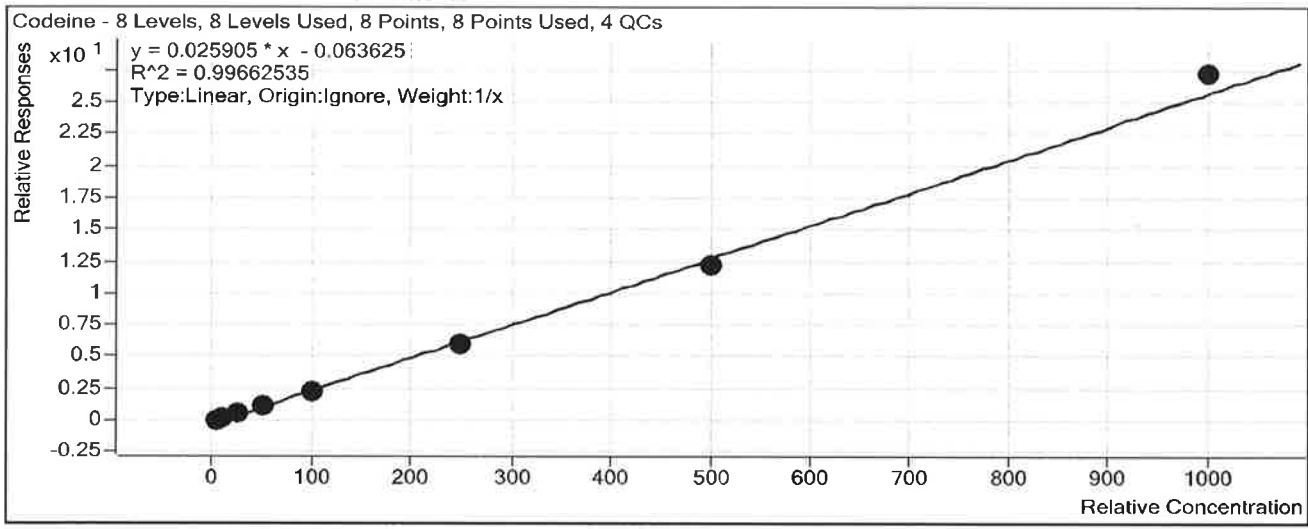
## Calibration Curve Report

S

**Batch Data Path** C:\MassHunter\Data\2018\MD Quant\022018 MDQ P1 and P2 TS and SP\QuantResults\MDQ P1a 022018 SP.batch.bin

**Last Calib Update** 2/27/2018 7:52 AM      **Analyst Name** ISP TOX

**Target Compound** Codeine  
**Internal Standard** Codeine-D6



Sample	Level	Enabled	Exp Conc	Final Conc	Accuracy
a cal 1-5ng	1	<input checked="" type="checkbox"/>	5	6.0	119.8
a cal 2-10ng	2	<input checked="" type="checkbox"/>	10	10.5	105.2
a QC 10 ( QC1)	2	<input checked="" type="checkbox"/>	10	10.5	105.3
a cal 3-25ng	3	<input checked="" type="checkbox"/>	25	24.2	96.8
a cal 4-50ng	4	<input checked="" type="checkbox"/>	50	45.1	90.3
a cal 5-100ng	5	<input checked="" type="checkbox"/>	100	93.4	93.4
a QC 100 (QC2)	5	<input checked="" type="checkbox"/>	100	97.1	97.1
a cal 6-250ng	6	<input checked="" type="checkbox"/>	250	237.5	95.0
a QC 250 (QC 3)	6	<input checked="" type="checkbox"/>	250	237.1	94.9
a cal 7-500ng	7	<input checked="" type="checkbox"/>	500	471.9	94.4
a cal 8-1000ng	8	<input checked="" type="checkbox"/>	1000	1051.3	105.1
a QC 1000 (QC 4)	8	<input checked="" type="checkbox"/>	1000	940.2	94.0



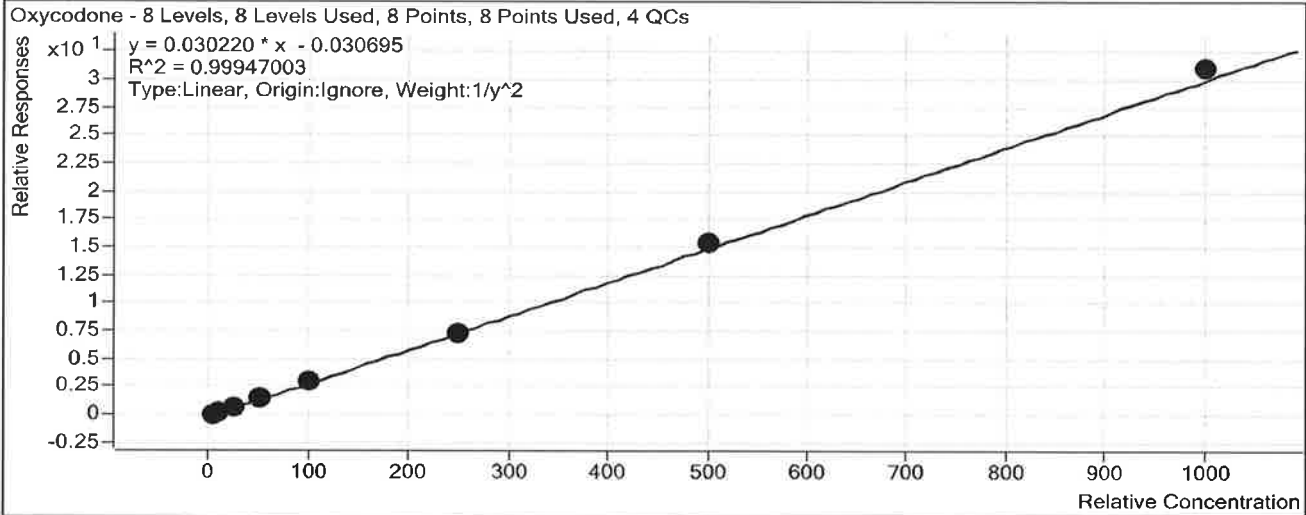
# ISP FORENSICS

## Calibration Curve Report

**Batch Data Path** C:\MassHunter\Data\2018\MD Quant\022018 MDQ P1 and P2 TS and SP\QuantResults\MDQ P1a 022018 SP.batch.bin

**Last Calib Update** 2/27/2018 7:52 AM      **Analyst Name** ISP TOX

**Target Compound** Oxycodone  
**Internal Standard** Oxycodone-D6



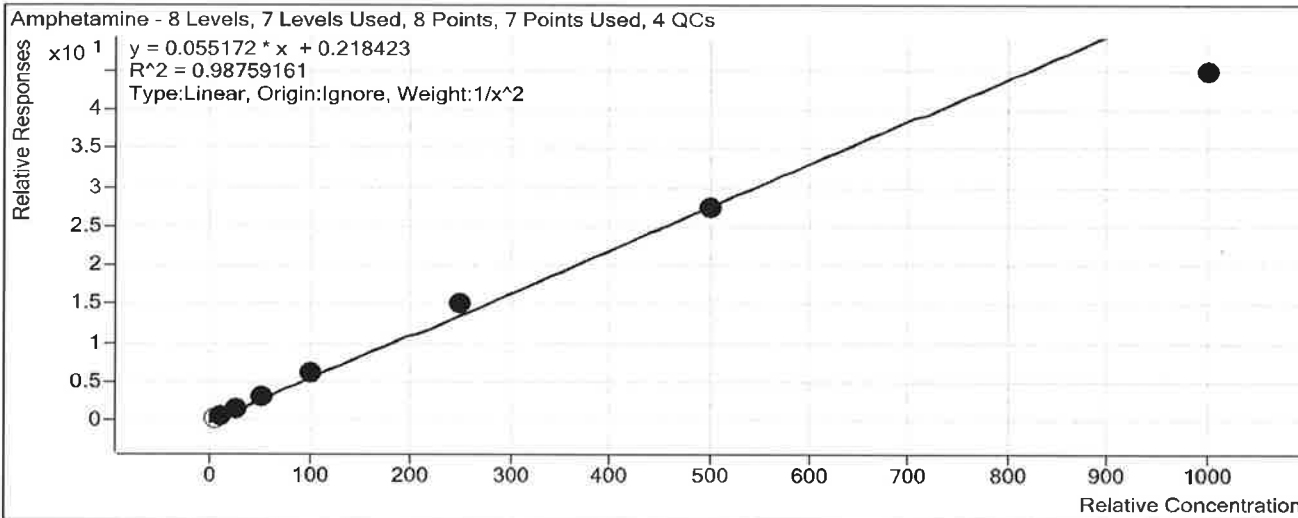
Sample	Level	Enabled	Exp Conc	Final Conc	Accuracy
a cal 1-5ng	1	<input checked="" type="checkbox"/>	5	5.0	100.4
a cal 2-10ng	2	<input checked="" type="checkbox"/>	10	9.9	99.3
a QC 10 (QC1)	2	<input checked="" type="checkbox"/>	10	9.9	99.3
a cal 3-25ng	3	<input checked="" type="checkbox"/>	25	24.9	99.5
a cal 4-50ng	4	<input checked="" type="checkbox"/>	50	50.0	100.0
a cal 5-100ng	5	<input checked="" type="checkbox"/>	100	99.4	99.4
a QC 100 (QC2)	5	<input checked="" type="checkbox"/>	100	98.8	98.8
a cal 6-250ng	6	<input checked="" type="checkbox"/>	250	241.2	96.5
a QC 250 (QC 3)	6	<input checked="" type="checkbox"/>	250	249.5	99.8
a cal 7-500ng	7	<input checked="" type="checkbox"/>	500	514.2	102.8
a cal 8-1000ng	8	<input checked="" type="checkbox"/>	1000	1026.2	102.6
a QC 1000 (QC 4)	8	<input checked="" type="checkbox"/>	1000	1029.0	102.9

# ISP FORENSICS Calibration Curve Report

**Batch Data Path** C:\MassHunter\Data\2018\MD Quant\022018 MDQ P1 and P2 TS and SP\QuantResults\MDQ P1a 022018 SP.batch.bin

**Last Calib Update** 2/27/2018 7:52 AM      **Analyst Name** ISP TOX

**Target Compound** Amphetamine  
**Internal Standard** Amphetamine-D11



Sample	Level	Enabled	Exp Conc	Final Conc	Accuracy
a cal 1-5ng	1	<input type="checkbox"/>	5	4.4	88.2
a cal 2-10ng	2	<input checked="" type="checkbox"/>	10	9.6	95.7
a QC 10 ( QC1)	2	<input checked="" type="checkbox"/>	10	8.9	89.0
a cal 3-25ng	3	<input checked="" type="checkbox"/>	25	26.9	107.5
a cal 4-50ng	4	<input checked="" type="checkbox"/>	50	51.5	103.0
a cal 5-100ng	5	<input checked="" type="checkbox"/>	100	105.8	105.8
a QC 100 (QC2)	5	<input checked="" type="checkbox"/>	100	102.8	102.8
a cal 6-250ng	6	<input checked="" type="checkbox"/>	250	271.0	108.4
a QC 250 (QC 3)	6	<input checked="" type="checkbox"/>	250	245.4	98.2
a cal 7-500ng	7	<input checked="" type="checkbox"/>	500	493.7	98.7
a cal 8-1000ng	8	<input checked="" type="checkbox"/>	1000	808.7	80.9
a QC 1000 (QC 4)	8	<input checked="" type="checkbox"/>	1000	856.4	85.6

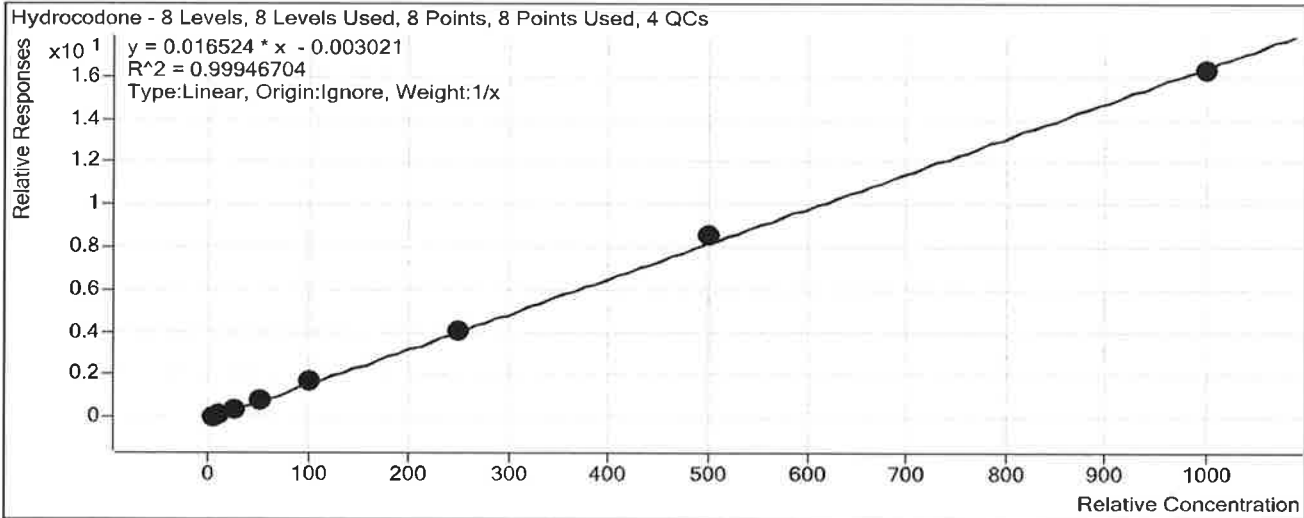
# ISP FORENSICS

## Calibration Curve Report

**Batch Data Path** C:\MassHunter\Data\2018\MD Quant\022018 MDQ P1 and P2 TS and SP\QuantResults\MDQ P1a 022018 SP.batch.bin

**Last Calib Update** 2/27/2018 7:52 AM **Analyst Name** ISP TOX

**Target Compound** Hydrocodone  
**Internal Standard** Hydrocodone-D6



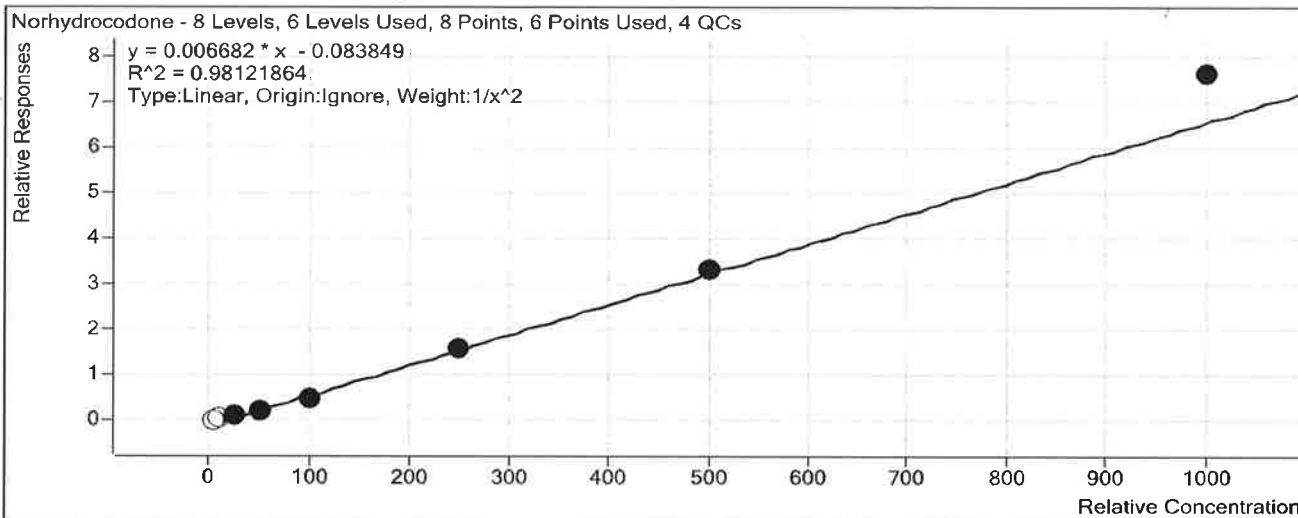
Sample	Level	Enabled	Exp Conc	Final Conc	Accuracy
a cal 1-5ng	1	<input checked="" type="checkbox"/>	5	4.9	97.5
a cal 2-10ng	2	<input checked="" type="checkbox"/>	10	10.1	100.9
a QC 10 ( QC1)	2	<input checked="" type="checkbox"/>	10	9.3	93.0
a cal 3-25ng	3	<input checked="" type="checkbox"/>	25	23.9	95.7
a cal 4-50ng	4	<input checked="" type="checkbox"/>	50	50.9	101.7
a cal 5-100ng	5	<input checked="" type="checkbox"/>	100	103.8	103.8
a QC 100 (QC2)	5	<input checked="" type="checkbox"/>	100	104.4	104.4
a cal 6-250ng	6	<input checked="" type="checkbox"/>	250	247.4	99.0
a QC 250 (QC 3)	6	<input checked="" type="checkbox"/>	250	252.0	100.8
a cal 7-500ng	7	<input checked="" type="checkbox"/>	500	515.0	103.0
a cal 8-1000ng	8	<input checked="" type="checkbox"/>	1000	984.0	98.4
a QC 1000 (QC 4)	8	<input checked="" type="checkbox"/>	1000	982.9	98.3

# ISP FORENSICS Calibration Curve Report

**Batch Data Path** C:\MassHunter\Data\2018\MD Quant\022018 MDQ P1 and P2 TS and SP\QuantResults\MDQ P1a 022018 SP.batch.bin

**Last Calib Update** 2/27/2018 7:52 AM      **Analyst Name** ISP TOX

**Target Compound** *Norhydrocodone*  
**Internal Standard** *Norhydrocodone-D3*



Sample	Level	Enabled	Exp Conc	Final Conc	Accuracy
a cal 1-5ng	1	<input type="checkbox"/>	5	15.4	307.6
a cal 2-10ng	2	<input type="checkbox"/>	10	18.3	182.6
a QC 10 ( QC1)	2	<input checked="" type="checkbox"/>	10	18.1	181.1
a cal 3-25ng	3	<input checked="" type="checkbox"/>	25	27.1	108.4
a cal 4-50ng	4	<input checked="" type="checkbox"/>	50	44.7	89.4
a cal 5-100ng	5	<input checked="" type="checkbox"/>	100	85.8	85.8
a QC 100 (QC2)	5	<input checked="" type="checkbox"/>	100	91.9	91.9
a cal 6-250ng	6	<input checked="" type="checkbox"/>	250	248.8	99.5
a QC 250 (QC 3)	6	<input checked="" type="checkbox"/>	250	238.1	95.2
a cal 7-500ng	7	<input checked="" type="checkbox"/>	500	509.1	101.8
a cal 8-1000ng	8	<input checked="" type="checkbox"/>	1000	1150.1	115.0
a QC 1000 (QC 4)	8	<input type="checkbox"/>	1000	1135.3	113.5

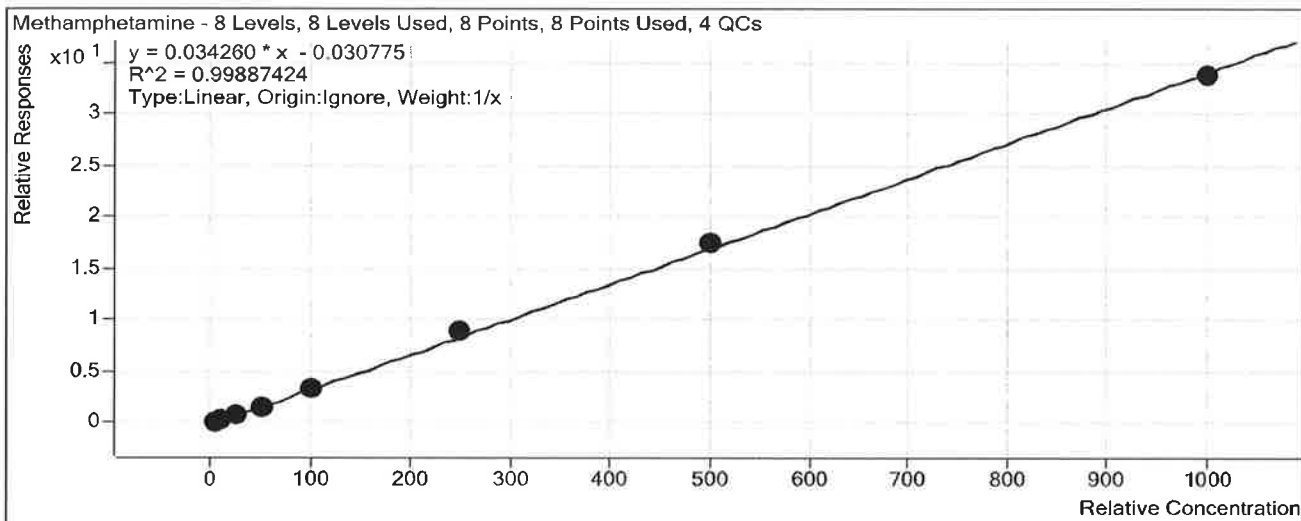
# ISP FORENSICS Calibration Curve Report

D

**Batch Data Path** C:\MassHunter\Data\2018\MD Quant\022018 MDQ P1 and P2 TS and SP\QuantResults\MDQ P1a 022018 SP.batch.bin

**Last Calib Update** 2/27/2018 7:52 AM      **Analyst Name** ISP TOX

**Target Compound** *Methamphetamine*  
**Internal Standard** *Methamphetamine-D11*



Sample	Level	Enabled	Exp Conc	Final Conc	Accuracy
a cal 1-5ng	1	<input checked="" type="checkbox"/>	5	5.7	114.7
a cal 2-10ng	2	<input checked="" type="checkbox"/>	10	9.7	96.8
a QC 10 ( QC1)	2	<input checked="" type="checkbox"/>	10	7.7	77.1
a cal 3-25ng	3	<input checked="" type="checkbox"/>	25	23.8	95.2
a cal 4-50ng	4	<input checked="" type="checkbox"/>	50	46.0	92.0
a cal 5-100ng	5	<input checked="" type="checkbox"/>	100	95.1	95.1
a QC 100 (QC2)	5	<input checked="" type="checkbox"/>	100	91.1	91.1
a cal 6-250ng	6	<input checked="" type="checkbox"/>	250	262.9	105.2
a QC 250 (QC 3)	6	<input checked="" type="checkbox"/>	250	243.7	97.5
a cal 7-500ng	7	<input checked="" type="checkbox"/>	500	512.9	102.6
a cal 8-1000ng	8	<input checked="" type="checkbox"/>	1000	983.9	98.4
a QC 1000 (QC 4)	8	<input checked="" type="checkbox"/>	1000	992.1	99.2

# ISP FORENSICS

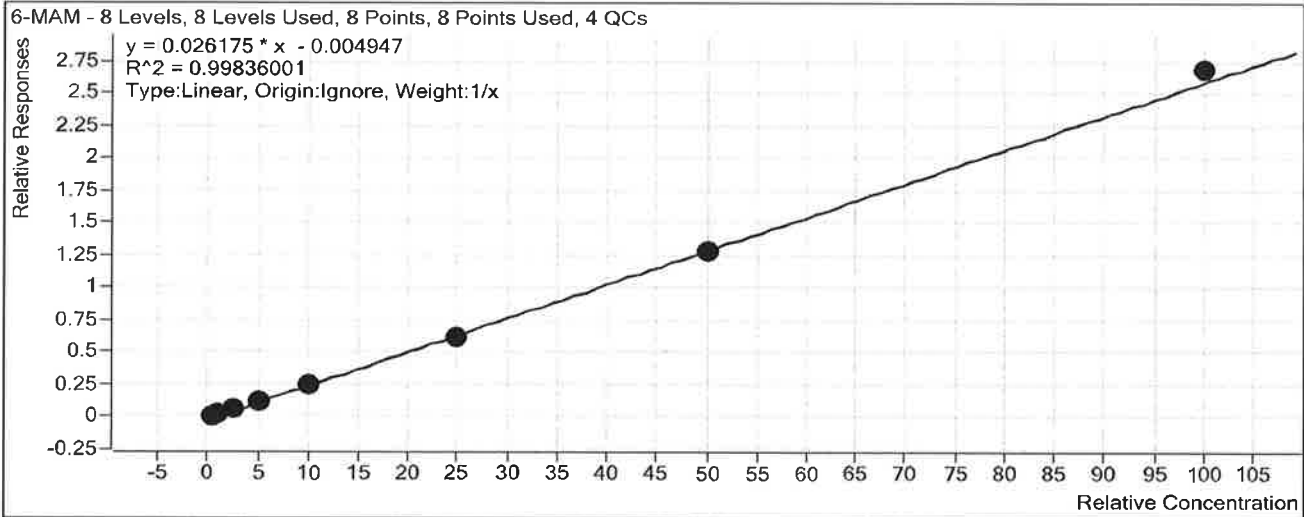
## Calibration Curve Report

**Batch Data Path** C:\MassHunter\Data\2018\MD Quant\022018 MDQ P1 and P2 TS and SP\QuantResults\MDQ P1a 022018 SP.batch.bin

**Last Calib Update** 2/27/2018 7:52 AM **Analyst Name** ISP TOX

S

**Target Compound** 6-MAM  
**Internal Standard** 6-MAM-D6



Sample	Level	Enabled	Exp Conc	Final Conc	Accuracy
a cal 1-5ng	1	<input checked="" type="checkbox"/>	0.5	0.6	122.0
a cal 2-10ng	2	<input checked="" type="checkbox"/>	1	1.1	107.3
a QC 10 ( QC1)	2	<input checked="" type="checkbox"/>	1	1.4	144.7
a cal 3-25ng	3	<input checked="" type="checkbox"/>	2.5	2.2	88.8
a cal 4-50ng	4	<input checked="" type="checkbox"/>	5	4.6	92.3
a cal 5-100ng	5	<input checked="" type="checkbox"/>	10	9.2	92.4
a QC 100 (QC2)	5	<input checked="" type="checkbox"/>	10	11.4	114.3
a cal 6-250ng	6	<input checked="" type="checkbox"/>	25	23.8	95.2
a QC 250 (QC 3)	6	<input checked="" type="checkbox"/>	25	28.5	114.0
a cal 7-500ng	7	<input checked="" type="checkbox"/>	50	49.6	99.2
a cal 8-1000ng	8	<input checked="" type="checkbox"/>	100	102.9	102.9
a QC 1000 (QC 4)	8	<input checked="" type="checkbox"/>	100	129.9	129.9

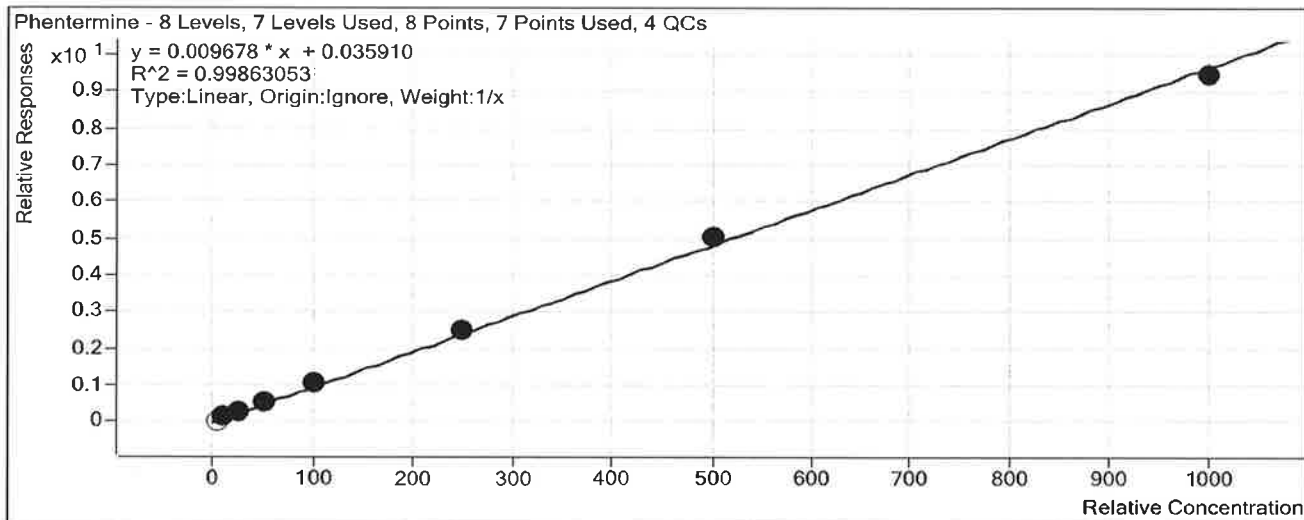
# ISP FORENSICS Calibration Curve Report

B

**Batch Data Path** C:\MassHunter\Data\2018\MD Quant\022018 MDQ P1 and P2 TS and SP\QuantResults\MDQ P1a 022018 SP.batch.bin

**Last Calib Update** 2/27/2018 7:52 AM      **Analyst Name** ISP TOX

**Target Compound** *Phentermine*  
**Internal Standard** *Phentermine-D5*



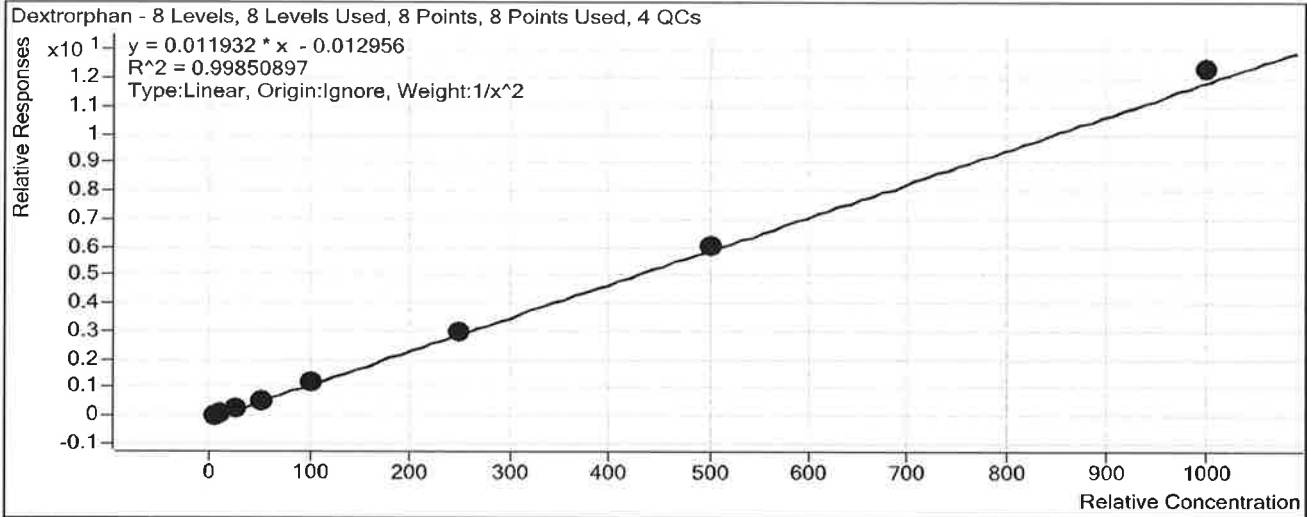
Sample	Level	Enabled	Exp Conc	Final Conc	Accuracy
a cal 1-5ng	1	<input type="checkbox"/>	5	1.1	21.5
a cal 2-10ng	2	<input checked="" type="checkbox"/>	10	9.0	89.9
a QC 10 ( QC1)	2	<input checked="" type="checkbox"/>	10	4.6	46.1
a cal 3-25ng	3	<input checked="" type="checkbox"/>	25	23.4	93.4
a cal 4-50ng	4	<input checked="" type="checkbox"/>	50	54.3	108.7
a cal 5-100ng	5	<input checked="" type="checkbox"/>	100	105.6	105.6
a QC 100 (QC2)	5	<input checked="" type="checkbox"/>	100	105.3	105.3
a cal 6-250ng	6	<input checked="" type="checkbox"/>	250	255.6	102.2
a QC 250 (QC 3)	6	<input checked="" type="checkbox"/>	250	275.2	110.1
a cal 7-500ng	7	<input checked="" type="checkbox"/>	500	515.2	103.0
a cal 8-1000ng	8	<input checked="" type="checkbox"/>	1000	971.9	97.2
a QC 1000 (QC 4)	8	<input checked="" type="checkbox"/>	1000	991.5	99.1

# ISP FORENSICS Calibration Curve Report

**Batch Data Path** C:\MassHunter\Data\2018\MD Quant\022018 MDQ P1 and P2 TS and SP\QuantResults\MDQ P1a 022018 SP.batch.bin

**Last Calib Update** 2/27/2018 7:52 AM      **Analyst Name** ISP TOX

**Target Compound** *Dextrorphan*  
**Internal Standard** *Dextrorphan-D3*



Sample	Level	Enabled	Exp Conc	Final Conc	Accuracy
a cal 1-5ng	1	<input checked="" type="checkbox"/>	5	4.9	98.8
a cal 2-10ng	2	<input checked="" type="checkbox"/>	10	10.4	103.9
a QC 10 ( QC1)	2	<input checked="" type="checkbox"/>	10	9.1	90.5
a cal 3-25ng	3	<input checked="" type="checkbox"/>	25	25.0	99.8
a cal 4-50ng	4	<input checked="" type="checkbox"/>	50	46.5	92.9
a cal 5-100ng	5	<input checked="" type="checkbox"/>	100	99.8	99.8
a QC 100 (QC2)	5	<input checked="" type="checkbox"/>	100	96.0	96.0
a cal 6-250ng	6	<input checked="" type="checkbox"/>	250	250.5	100.2
a QC 250 (QC 3)	6	<input checked="" type="checkbox"/>	250	243.9	97.6
a cal 7-500ng	7	<input checked="" type="checkbox"/>	500	506.6	101.3
a cal 8-1000ng	8	<input checked="" type="checkbox"/>	1000	1032.4	103.2
a QC 1000 (QC 4)	8	<input checked="" type="checkbox"/>	1000	1028.0	102.8

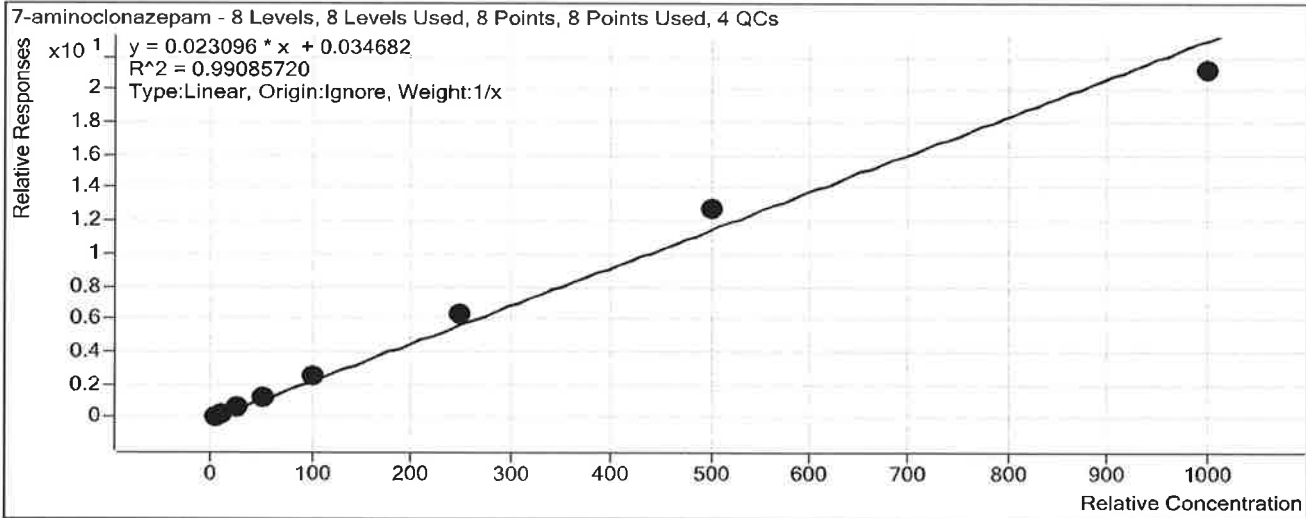


# ISP Forensics Calibration Curve Report

**Batch Data Path** C:\MassHunter\Data\2018\MD Quant\022018 MDQ P1 and P2 TS and SP\QuantResults\MDQ  
P1a 022018 SP.batch.bin

**Last Calib Update** 2/27/2018 7:52 AM      **Analyst Name** ISP TOX

**Target Compound** 7-aminoclonazepam  
**Internal Standard** 7-Aminoclonazepam-D4



Sample	Level	Enabled	Exp Conc	Final Conc	Accuracy
a cal 1-5ng	1	<input checked="" type="checkbox"/>	5	3.6	72.8
a cal 2-10ng	2	<input checked="" type="checkbox"/>	10	9.7	96.5
a QC 10 (QC1)	2	<input checked="" type="checkbox"/>	10	9.1	90.7
a cal 3-25ng	3	<input checked="" type="checkbox"/>	25	25.9	103.7
a cal 4-50ng	4	<input checked="" type="checkbox"/>	50	53.5	107.1
a cal 5-100ng	5	<input checked="" type="checkbox"/>	100	109.2	109.2
a QC 100 (QC2)	5	<input checked="" type="checkbox"/>	100	114.1	114.1
a cal 6-250ng	6	<input checked="" type="checkbox"/>	250	272.8	109.1
a QC 250 (QC 3)	6	<input checked="" type="checkbox"/>	250	263.8	105.5
a cal 7-500ng	7	<input checked="" type="checkbox"/>	500	551.5	110.3
a cal 8-1000ng	8	<input checked="" type="checkbox"/>	1000	913.8	91.4
a QC 1000 (QC 4)	8	<input checked="" type="checkbox"/>	1000	998.9	99.9

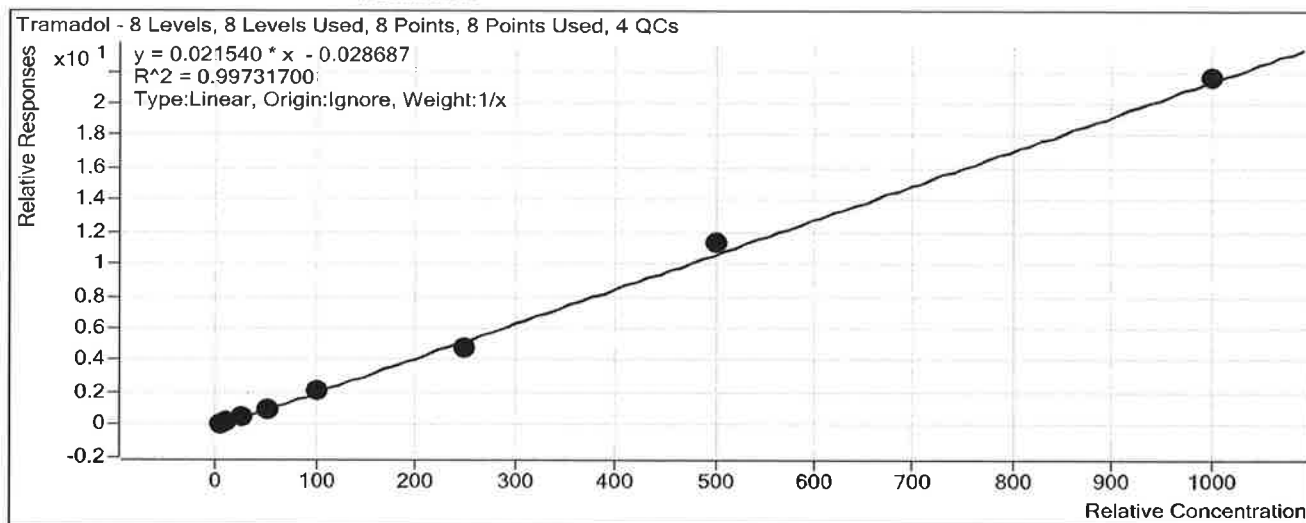
# ISP FORENSICS

## Calibration Curve Report

**Batch Data Path** C:\MassHunter\Data\2018\MD Quant\022018 MDQ P1 and P2 TS and SP\QuantResults\MDQ P1a 022018 SP.batch.bin

**Last Calib Update** 2/27/2018 7:52 AM      **Analyst Name** ISP TOX

**Target Compound** Tramadol  
**Internal Standard** Tramadol-13C-D3



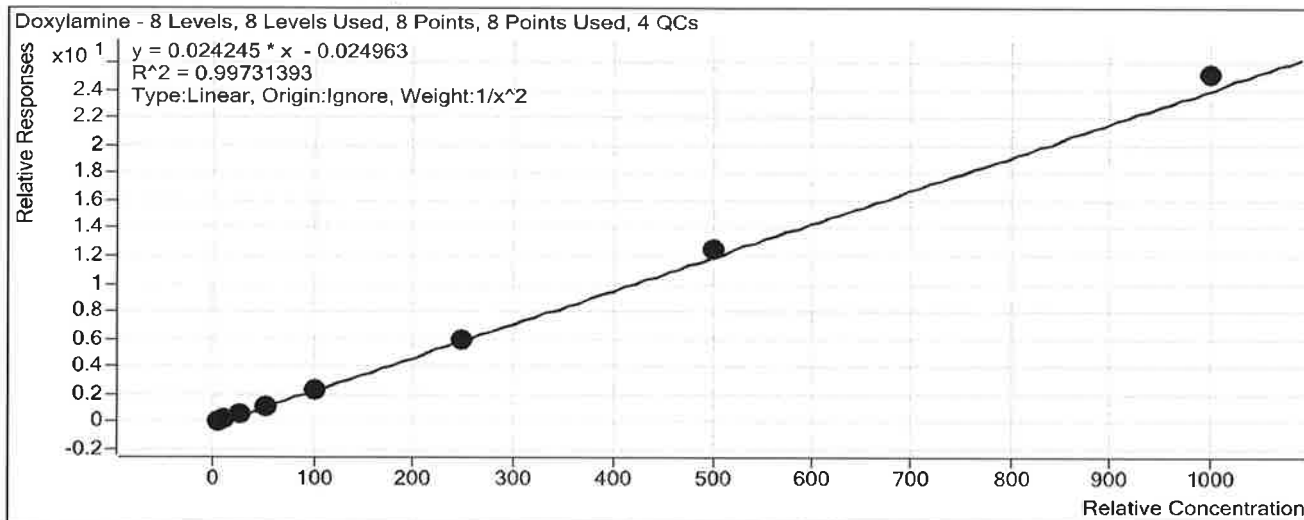
Sample	Level	Enabled	Exp Conc	Final Conc	Accuracy
a cal 1-5ng	1	<input checked="" type="checkbox"/>	5	5.7	114.2
a cal 2-10ng	2	<input checked="" type="checkbox"/>	10	10.4	103.5
a QC 10 ( QC1)	2	<input checked="" type="checkbox"/>	10	11.2	112.2
a cal 3-25ng	3	<input checked="" type="checkbox"/>	25	24.0	96.1
a cal 4-50ng	4	<input checked="" type="checkbox"/>	50	46.0	92.1
a cal 5-100ng	5	<input checked="" type="checkbox"/>	100	98.5	98.5
a QC 100 (QC2)	5	<input checked="" type="checkbox"/>	100	104.4	104.4
a cal 6-250ng	6	<input checked="" type="checkbox"/>	250	224.3	89.7
a QC 250 (QC 3)	6	<input checked="" type="checkbox"/>	250	263.5	105.4
a cal 7-500ng	7	<input checked="" type="checkbox"/>	500	528.4	105.7
a cal 8-1000ng	8	<input checked="" type="checkbox"/>	1000	1002.7	100.3
a QC 1000 (QC 4)	8	<input checked="" type="checkbox"/>	1000	952.9	95.3

# ISP FORENSICS Calibration Curve Report

*P*

**Batch Data Path** C:\MassHunter\Data\2018\MD Quant\022018 MDQ P1 and P2 TS and SP\QuantResults\MDQ P1a 022018 SP.batch.bin  
**Last Calib Update** 2/27/2018 7:52 AM **Analyst Name** ISP TOX

**Target Compound** Doxylamine  
**Internal Standard** Doxylamine-D5



Sample	Level	Enabled	Exp Conc	Final Conc	Accuracy
a cal 1-5ng	1	<input checked="" type="checkbox"/>	5	5.0	100.9
a cal 2-10ng	2	<input checked="" type="checkbox"/>	10	9.7	96.7
a QC 10 ( QC1)	2	<input checked="" type="checkbox"/>	10	9.5	94.9
a cal 3-25ng	3	<input checked="" type="checkbox"/>	25	26.8	107.2
a cal 4-50ng	4	<input checked="" type="checkbox"/>	50	48.0	96.1
a cal 5-100ng	5	<input checked="" type="checkbox"/>	100	94.9	94.9
a QC 100 (QC2)	5	<input checked="" type="checkbox"/>	100	101.4	101.4
a cal 6-250ng	6	<input checked="" type="checkbox"/>	250	241.9	96.8
a QC 250 (QC 3)	6	<input checked="" type="checkbox"/>	250	235.7	94.3
a cal 7-500ng	7	<input checked="" type="checkbox"/>	500	518.7	103.7
a cal 8-1000ng	8	<input checked="" type="checkbox"/>	1000	1037.2	103.7
a QC 1000 (QC 4)	8	<input checked="" type="checkbox"/>	1000	974.1	97.4

# ISP FORENSICS

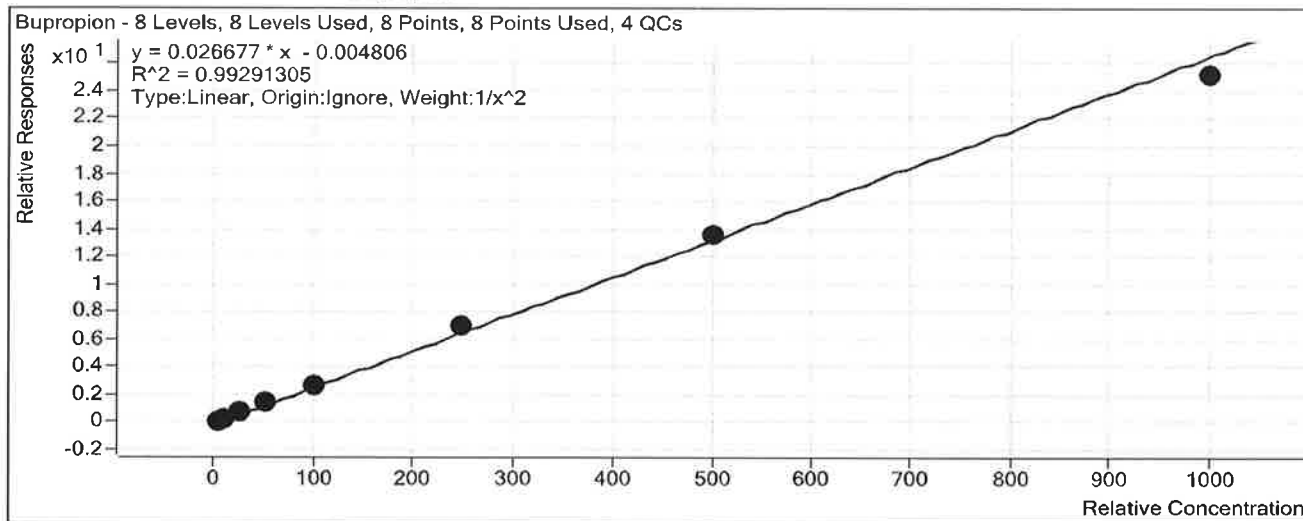
## Calibration Curve Report

P

**Batch Data Path** C:\MassHunter\Data\2018\MD Quant\022018 MDQ P1 and P2 TS and SP\QuantResults\MDQ P1a 022018 SP.batch.bin

**Last Calib Update** 2/27/2018 7:52 AM      **Analyst Name** ISP TOX

**Target Compound** *Bupropion*  
**Internal Standard** *Bupropion-D9*



Sample	Level	Enabled	Exp Conc	Final Conc	Accuracy
a cal 1-5ng	1	<input checked="" type="checkbox"/>	5	5.3	106.9
a cal 2-10ng	2	<input checked="" type="checkbox"/>	10	8.4	84.3
a QC 10 ( QC1)	2	<input checked="" type="checkbox"/>	10	9.1	90.9
a cal 3-25ng	3	<input checked="" type="checkbox"/>	25	25.6	102.2
a cal 4-50ng	4	<input checked="" type="checkbox"/>	50	51.4	102.8
a cal 5-100ng	5	<input checked="" type="checkbox"/>	100	101.8	101.8
a QC 100 (QC2)	5	<input checked="" type="checkbox"/>	100	101.3	101.3
a cal 6-250ng	6	<input checked="" type="checkbox"/>	250	263.0	105.2
a QC 250 (QC 3)	6	<input checked="" type="checkbox"/>	250	259.5	103.8
a cal 7-500ng	7	<input checked="" type="checkbox"/>	500	512.6	102.5
a cal 8-1000ng	8	<input checked="" type="checkbox"/>	1000	942.1	94.2
a QC 1000 (QC 4)	8	<input checked="" type="checkbox"/>	1000	1037.2	103.7

# ISP FORENSICS

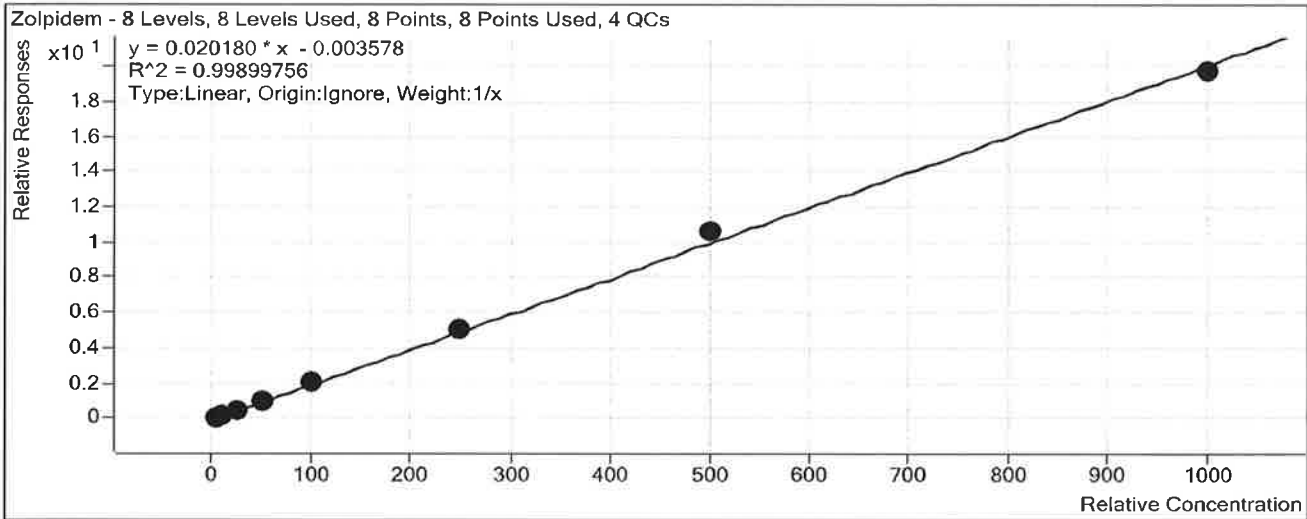
## Calibration Curve Report

S

**Batch Data Path** C:\MassHunter\Data\2018\MD Quant\022018 MDQ P1 and P2 TS and SP\QuantResults\MDQ P1a 022018 SP.batch.bin

**Last Calib Update** 2/27/2018 7:52 AM      **Analyst Name** ISP TOX

**Target Compound** *Zolpidem*  
**Internal Standard** *Zolpidem-D6*

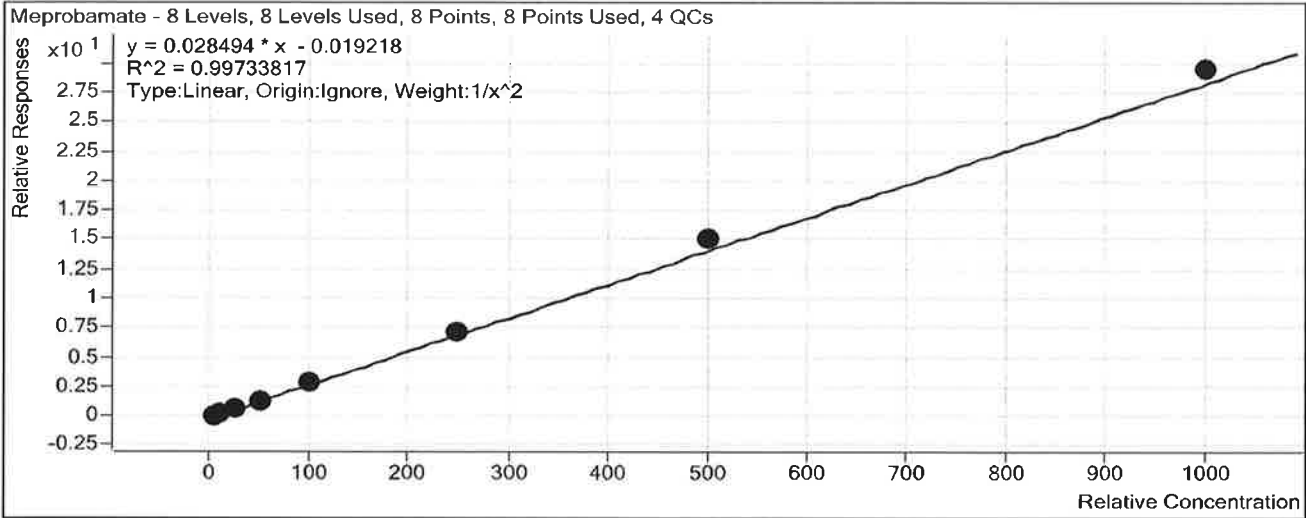


Sample	Level	Enabled	Exp Conc	Final Conc	Accuracy
a cal 1-5ng	1	<input checked="" type="checkbox"/>	5	5.0	99.6
a cal 2-10ng	2	<input checked="" type="checkbox"/>	10	9.9	99.2
a QC 10 ( QC1)	2	<input checked="" type="checkbox"/>	10	9.1	90.9
a cal 3-25ng	3	<input checked="" type="checkbox"/>	25	24.6	98.3
a cal 4-50ng	4	<input checked="" type="checkbox"/>	50	49.5	99.0
a cal 5-100ng	5	<input checked="" type="checkbox"/>	100	101.4	101.4
a QC 100 (QC2)	5	<input checked="" type="checkbox"/>	100	96.2	96.2
a cal 6-250ng	6	<input checked="" type="checkbox"/>	250	250.4	100.2
a QC 250 (QC 3)	6	<input checked="" type="checkbox"/>	250	257.2	102.9
a cal 7-500ng	7	<input checked="" type="checkbox"/>	500	523.8	104.8
a cal 8-1000ng	8	<input checked="" type="checkbox"/>	1000	975.4	97.5
a QC 1000 (QC 4)	8	<input checked="" type="checkbox"/>	1000	1037.6	103.8

# ISP Forensics Calibration Curve Report

**Batch Data Path** C:\MassHunter\Data\2018\MD Quant\022018 MDQ P1 and P2 TS and SP\QuantResults\MDQ P1a 022018 SP.batch.bin  
**Last Calib Update** 2/27/2018 7:52 AM **Analyst Name** ISP TOX

**Target Compound** Meprobamate  
**Internal Standard** Meprobamate-D7



Sample	Level	Enabled	Exp Conc	Final Conc	Accuracy
a cal 1-5ng	1	<input checked="" type="checkbox"/>	5	5.0	100.5
a cal 2-10ng	2	<input checked="" type="checkbox"/>	10	10.3	102.7
a QC 10 ( QC1)	2	<input checked="" type="checkbox"/>	10	8.9	88.8
a cal 3-25ng	3	<input checked="" type="checkbox"/>	25	23.5	93.8
a cal 4-50ng	4	<input checked="" type="checkbox"/>	50	46.8	93.7
a cal 5-100ng	5	<input checked="" type="checkbox"/>	100	100.1	100.1
a QC 100 (QC2)	5	<input checked="" type="checkbox"/>	100	96.9	96.9
a cal 6-250ng	6	<input checked="" type="checkbox"/>	250	248.4	99.4
a QC 250 (QC 3)	6	<input checked="" type="checkbox"/>	250	217.1	86.8
a cal 7-500ng	7	<input checked="" type="checkbox"/>	500	532.8	106.6
a cal 8-1000ng	8	<input checked="" type="checkbox"/>	1000	1033.8	103.4
a QC 1000 (QC 4)	8	<input checked="" type="checkbox"/>	1000	795.2	79.5

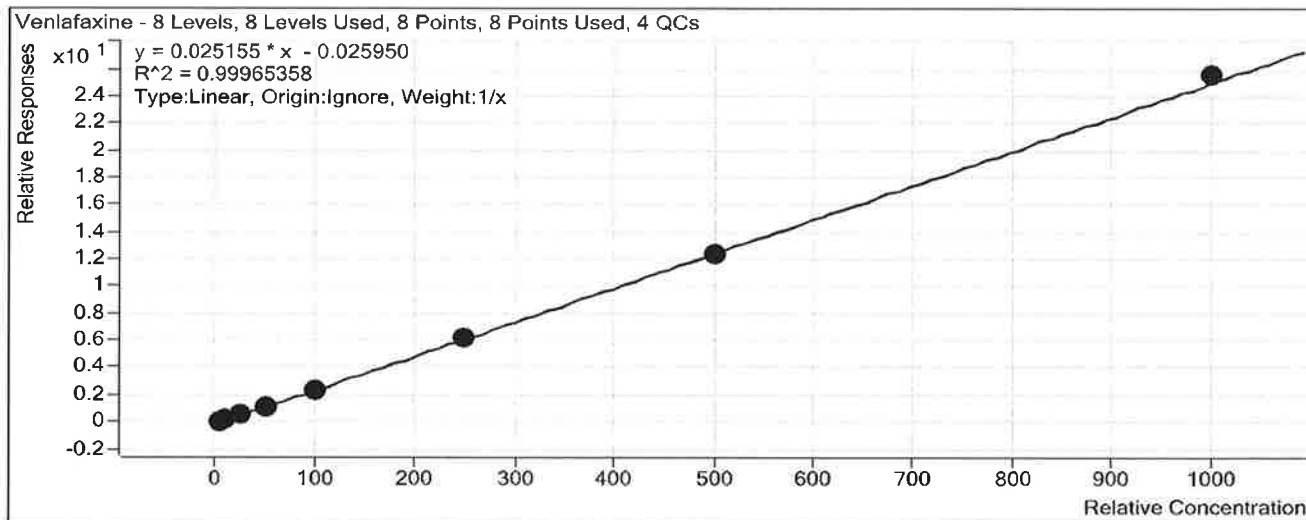
# ISP FORENSICS Calibration Curve Report

P

**Batch Data Path** C:\MassHunter\Data\2018\MD Quant\022018 MDQ P1 and P2 TS and SP\QuantResults\MDQ  
P1a 022018 SP.batch.bin

**Last Calib Update** 2/27/2018 7:52 AM      **Analyst Name** ISP TOX

**Target Compound** Venlafaxine  
**Internal Standard** Venlafaxine-D6



Sample	Level	Enabled	Exp Conc	Final Conc	Accuracy
a cal 1-5ng	1	<input checked="" type="checkbox"/>	5	5.4	107.2
a cal 2-10ng	2	<input checked="" type="checkbox"/>	10	10.3	103.1
a QC 10 ( QC1)	2	<input checked="" type="checkbox"/>	10	9.3	93.2
a cal 3-25ng	3	<input checked="" type="checkbox"/>	25	24.9	99.5
a cal 4-50ng	4	<input checked="" type="checkbox"/>	50	47.6	95.1
a cal 5-100ng	5	<input checked="" type="checkbox"/>	100	96.1	96.1
a QC 100 (QC2)	5	<input checked="" type="checkbox"/>	100	95.2	95.2
a cal 6-250ng	6	<input checked="" type="checkbox"/>	250	246.4	98.6
a QC 250 (QC 3)	6	<input checked="" type="checkbox"/>	250	236.3	94.5
a cal 7-500ng	7	<input checked="" type="checkbox"/>	500	494.9	99.0
a cal 8-1000ng	8	<input checked="" type="checkbox"/>	1000	1014.4	101.4
a QC 1000 (QC 4)	8	<input checked="" type="checkbox"/>	1000	977.7	97.8

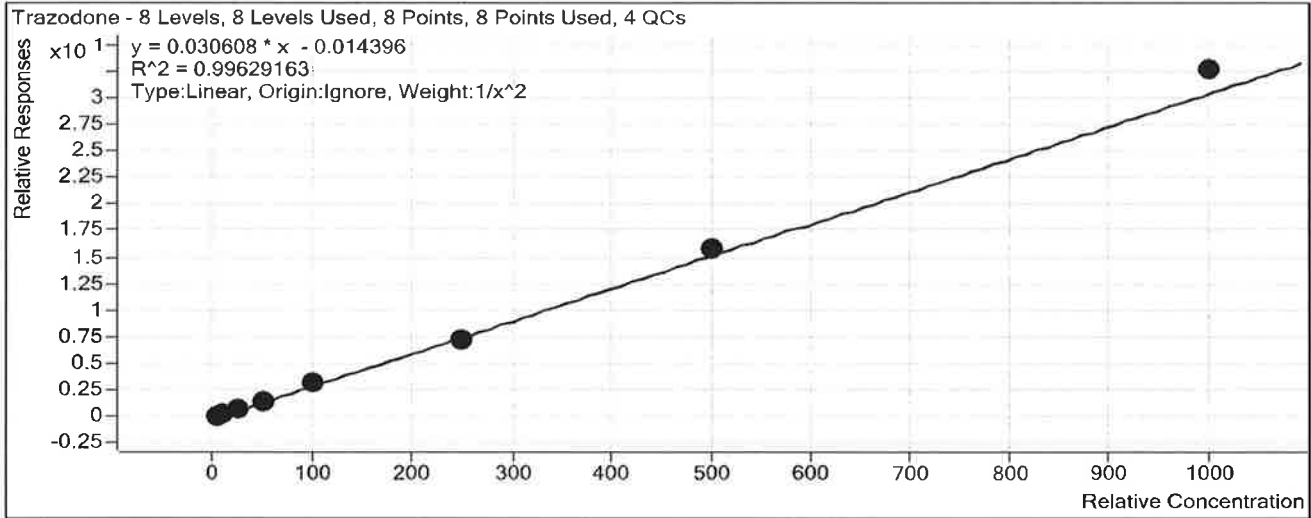
# ISP FORENSICS

## Calibration Curve Report

**Batch Data Path** C:\MassHunter\Data\2018\MD Quant\022018 MDQ P1 and P2 TS and SP\QuantResults\MDQ P1a 022018 SP.batch.bin

**Last Calib Update** 2/27/2018 7:52 AM      **Analyst Name** ISP TOX

**Target Compound** Trazodone  
**Internal Standard** Trazodone-D6



Sample	Level	Enabled	Exp Conc	Final Conc	Accuracy
a cal 1-5ng	1	<input checked="" type="checkbox"/>	5	5.2	103.8
a cal 2-10ng	2	<input checked="" type="checkbox"/>	10	9.5	95.4
a QC 10 ( QC1)	2	<input checked="" type="checkbox"/>	10	9.4	94.0
a cal 3-25ng	3	<input checked="" type="checkbox"/>	25	23.1	92.3
a cal 4-50ng	4	<input checked="" type="checkbox"/>	50	49.3	98.6
a cal 5-100ng	5	<input checked="" type="checkbox"/>	100	104.2	104.2
a QC 100 (QC2)	5	<input checked="" type="checkbox"/>	100	98.4	98.4
a cal 6-250ng	6	<input checked="" type="checkbox"/>	250	237.8	95.1
a QC 250 (QC 3)	6	<input checked="" type="checkbox"/>	250	248.7	99.5
a cal 7-500ng	7	<input checked="" type="checkbox"/>	500	520.0	104.0
a cal 8-1000ng	8	<input checked="" type="checkbox"/>	1000	1065.1	106.5
a QC 1000 (QC 4)	8	<input checked="" type="checkbox"/>	1000	939.2	93.9



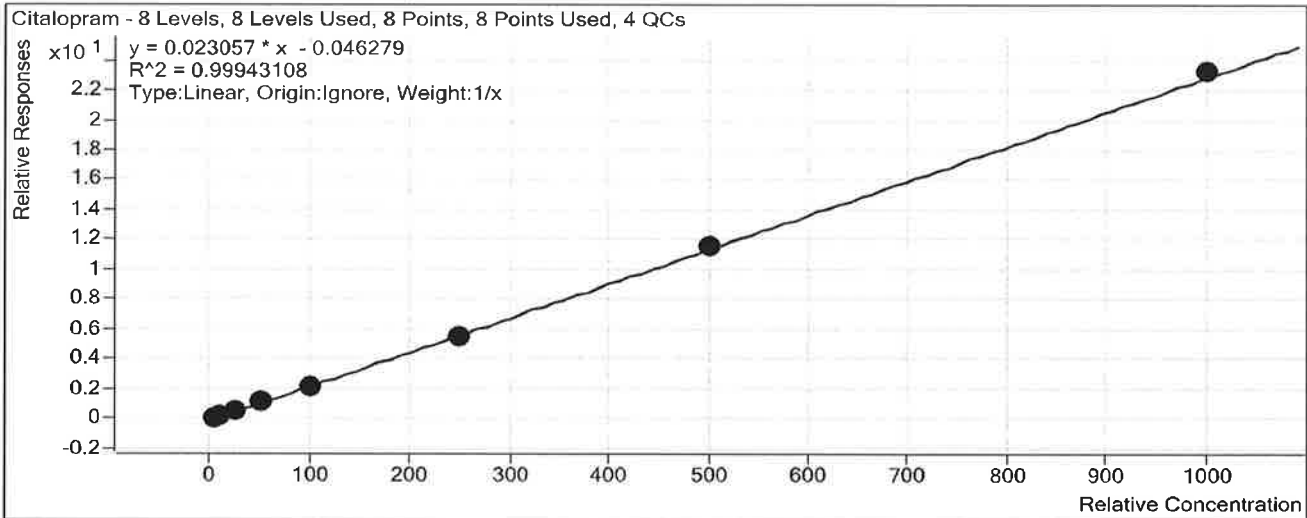
# ISP FORENSICS

## Calibration Curve Report

**Batch Data Path** C:\MassHunter\Data\2018\MD Quant\022018 MDQ P1 and P2 TS and SP\QuantResults\MDQ P1a 022018 SP.batch.bin

**Last Calib Update** 2/27/2018 7:52 AM **Analyst Name** ISP TOX

**Target Compound** Citalopram  
**Internal Standard** Citalopram-D6

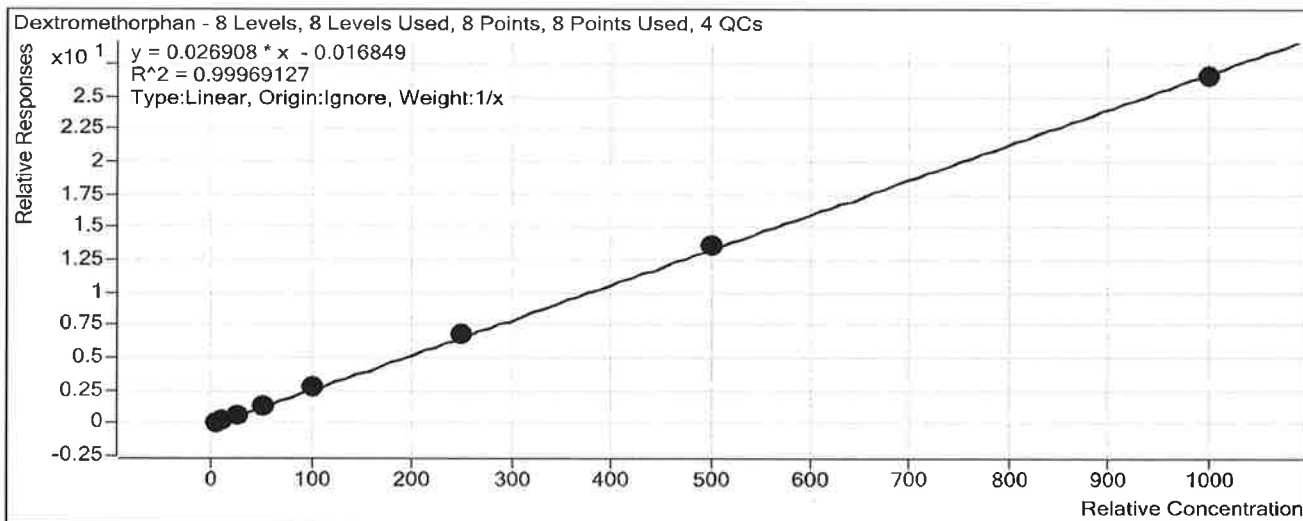


Sample	Level	Enabled	Exp Conc	Final Conc	Accuracy
a cal 1-5ng	1	<input checked="" type="checkbox"/>	5	5.5	110.6
a cal 2-10ng	2	<input checked="" type="checkbox"/>	10	10.1	101.3
a QC 10 ( QC1)	2	<input checked="" type="checkbox"/>	10	10.2	102.3
a cal 3-25ng	3	<input checked="" type="checkbox"/>	25	24.3	97.4
a cal 4-50ng	4	<input checked="" type="checkbox"/>	50	49.1	98.2
a cal 5-100ng	5	<input checked="" type="checkbox"/>	100	94.1	94.1
a QC 100 (QC2)	5	<input checked="" type="checkbox"/>	100	97.6	97.6
a cal 6-250ng	6	<input checked="" type="checkbox"/>	250	240.2	96.1
a QC 250 (QC 3)	6	<input checked="" type="checkbox"/>	250	239.2	95.7
a cal 7-500ng	7	<input checked="" type="checkbox"/>	500	506.6	101.3
a cal 8-1000ng	8	<input checked="" type="checkbox"/>	1000	1010.0	101.0
a QC 1000 (QC 4)	8	<input checked="" type="checkbox"/>	1000	1010.4	101.0

# ISP Forensics Calibration Curve Report

**Batch Data Path** C:\MassHunter\Data\2018\MD Quant\022018 MDQ P1 and P2 TS and SP\QuantResults\MDQ P1a 022018 SP.batch.bin  
**Last Calib Update** 2/27/2018 7:52 AM **Analyst Name** ISP TOX

**Target Compound** *Dextromethorphan*  
**Internal Standard** *Dextromethorphan-D3*



Sample	Level	Enabled	Exp Conc	Final Conc	Accuracy
a cal 1-5ng	1	<input checked="" type="checkbox"/>	5	4.5	90.4
a cal 2-10ng	2	<input checked="" type="checkbox"/>	10	10.3	103.2
a QC 10 (QC1)	2	<input checked="" type="checkbox"/>	10	10.4	104.3
a cal 3-25ng	3	<input checked="" type="checkbox"/>	25	24.7	99.0
a cal 4-50ng	4	<input checked="" type="checkbox"/>	50	52.3	104.6
a cal 5-100ng	5	<input checked="" type="checkbox"/>	100	101.4	101.4
a QC 100 (QC2)	5	<input checked="" type="checkbox"/>	100	100.4	100.4
a cal 6-250ng	6	<input checked="" type="checkbox"/>	250	253.0	101.2
a QC 250 (QC 3)	6	<input checked="" type="checkbox"/>	250	266.0	106.4
a cal 7-500ng	7	<input checked="" type="checkbox"/>	500	507.9	101.6
a cal 8-1000ng	8	<input checked="" type="checkbox"/>	1000	985.8	98.6
a QC 1000 (QC 4)	8	<input checked="" type="checkbox"/>	1000	970.0	97.0

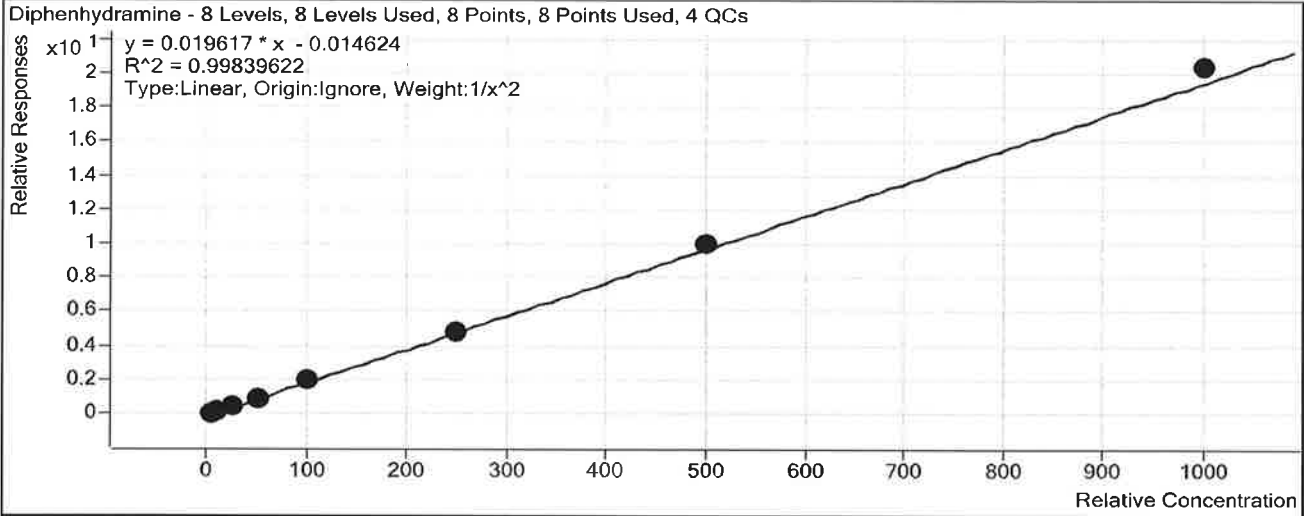
# ISP Forensics Calibration Curve Report

D

**Batch Data Path** C:\MassHunter\Data\2018\MD Quant\022018 MDQ P1 and P2 TS and SP\QuantResults\MDQ P1a 022018 SP.batch.bin

**Last Calib Update** 2/27/2018 7:52 AM      **Analyst Name** ISP TOX

**Target Compound** *Diphenhydramine*  
**Internal Standard** *Diphenhydramine-D3*



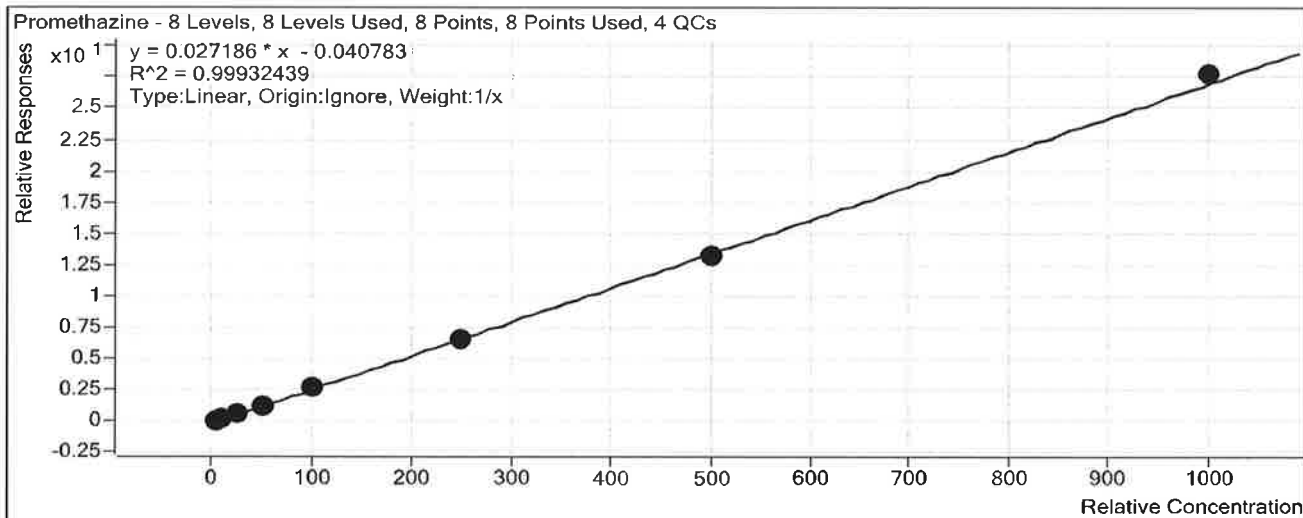
Sample	Level	Enabled	Exp Conc	Final Conc	Accuracy
a cal 1-5ng	1	<input checked="" type="checkbox"/>	5	5.0	100.2
a cal 2-10ng	2	<input checked="" type="checkbox"/>	10	10.1	100.6
a QC 10 ( QC1)	2	<input checked="" type="checkbox"/>	10	9.0	90.1
a cal 3-25ng	3	<input checked="" type="checkbox"/>	25	25.2	100.7
a cal 4-50ng	4	<input checked="" type="checkbox"/>	50	46.3	92.5
a cal 5-100ng	5	<input checked="" type="checkbox"/>	100	101.3	101.3
a QC 100 (QC2)	5	<input checked="" type="checkbox"/>	100	95.8	95.8
a cal 6-250ng	6	<input checked="" type="checkbox"/>	250	245.0	98.0
a QC 250 (QC 3)	6	<input checked="" type="checkbox"/>	250	247.0	98.8
a cal 7-500ng	7	<input checked="" type="checkbox"/>	500	514.1	102.8
a cal 8-1000ng	8	<input checked="" type="checkbox"/>	1000	1038.0	103.8
a QC 1000 (QC 4)	8	<input checked="" type="checkbox"/>	1000	999.5	99.9

# ISP FORENSICS Calibration Curve Report

**Batch Data Path** C:\MassHunter\Data\2018\MD Quant\022018 MDQ P1 and P2 TS and SP\QuantResults\MDQ P1a 022018 SP.batch.bin

**Last Calib Update** 2/27/2018 7:52 AM      **Analyst Name** ISP TOX

**Target Compound** Promethazine  
**Internal Standard** Promethazine-D3

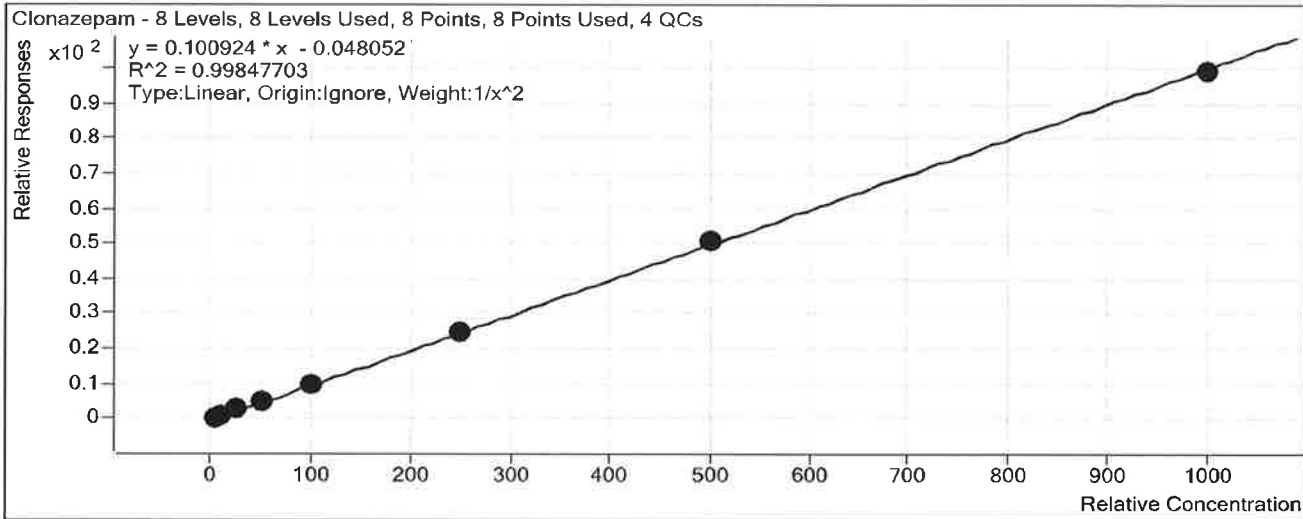


Sample	Level	Enabled	Exp Conc	Final Conc	Accuracy
a cal 1-5ng	1	<input checked="" type="checkbox"/>	5	5.1	102.4
a cal 2-10ng	2	<input checked="" type="checkbox"/>	10	10.9	108.9
a QC 10 ( QC1)	2	<input checked="" type="checkbox"/>	10	9.8	98.4
a cal 3-25ng	3	<input checked="" type="checkbox"/>	25	23.8	95.2
a cal 4-50ng	4	<input checked="" type="checkbox"/>	50	47.7	95.3
a cal 5-100ng	5	<input checked="" type="checkbox"/>	100	101.8	101.8
a QC 100 (QC2)	5	<input checked="" type="checkbox"/>	100	98.6	98.6
a cal 6-250ng	6	<input checked="" type="checkbox"/>	250	241.4	96.5
a QC 250 (QC 3)	6	<input checked="" type="checkbox"/>	250	281.8	112.7
a cal 7-500ng	7	<input checked="" type="checkbox"/>	500	489.5	97.9
a cal 8-1000ng	8	<input checked="" type="checkbox"/>	1000	1019.9	102.0
a QC 1000 (QC 4)	8	<input checked="" type="checkbox"/>	1000	991.4	99.1

# ISP FORENSICS Calibration Curve Report

**Batch Data Path** C:\MassHunter\Data\2018\MD Quant\022018 MDQ P1 and P2 TS and SP\QuantResults\MDQ P1a 022018 SP.batch.bin  
**Last Calib Update** 2/27/2018 7:52 AM **Analyst Name** ISP TOX

**Target Compound** Clonazepam  
**Internal Standard** Clonazepam-D4



Sample	Level	Enabled	Exp Conc	Final Conc	Accuracy
a cal 1-5ng	1	<input checked="" type="checkbox"/>	5	5.1	101.8
a cal 2-10ng	2	<input checked="" type="checkbox"/>	10	9.4	94.1
a QC 10 ( QC1)	2	<input checked="" type="checkbox"/>	10	9.2	92.4
a cal 3-25ng	3	<input checked="" type="checkbox"/>	25	26.2	104.6
a cal 4-50ng	4	<input checked="" type="checkbox"/>	50	51.4	102.9
a cal 5-100ng	5	<input checked="" type="checkbox"/>	100	99.4	99.4
a QC 100 (QC2)	5	<input checked="" type="checkbox"/>	100	99.7	99.7
a cal 6-250ng	6	<input checked="" type="checkbox"/>	250	243.2	97.3
a QC 250 (QC 3)	6	<input checked="" type="checkbox"/>	250	240.5	96.2
a cal 7-500ng	7	<input checked="" type="checkbox"/>	500	507.6	101.5
a cal 8-1000ng	8	<input checked="" type="checkbox"/>	1000	983.3	98.3
a QC 1000 (QC 4)	8	<input checked="" type="checkbox"/>	1000	911.5	91.1

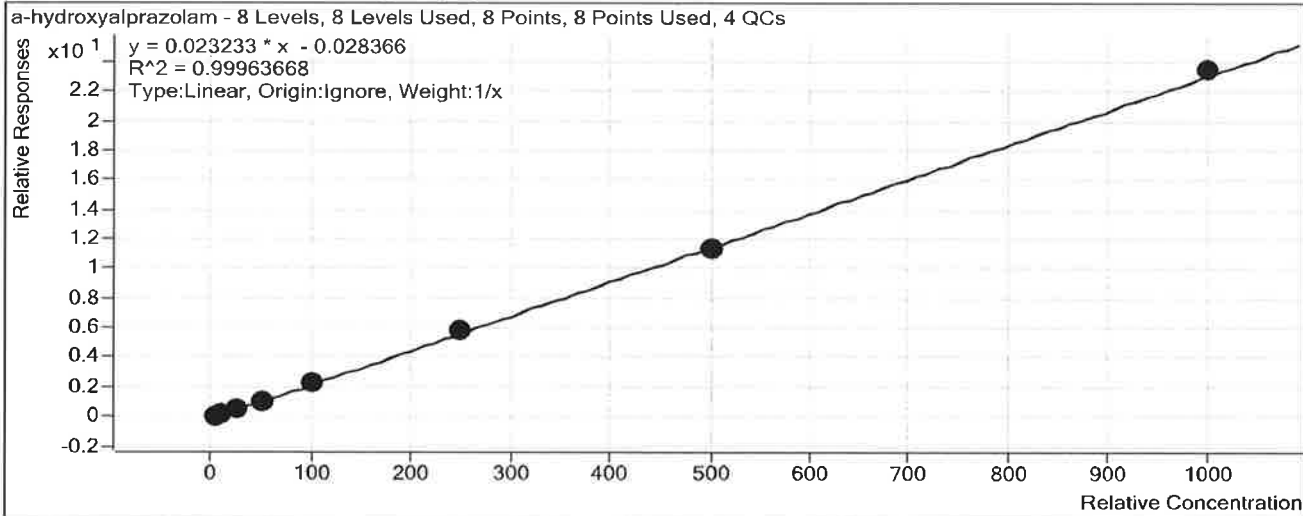
# ISP FORENSICS Calibration Curve Report

P

**Batch Data Path** C:\MassHunter\Data\2018\MD Quant\022018 MDQ P1 and P2 TS and SP\QuantResults\MDQ P1a 022018 SP.batch.bin

**Last Calib Update** 2/27/2018 7:52 AM      **Analyst Name** ISP TOX

**Target Compound** *a-hydroxyalprazolam*  
**Internal Standard** *a-hydroxyalprazolam-D5*



Sample	Level	Enabled	Exp Conc	Final Conc	Accuracy
a cal 1-5ng	1	<input checked="" type="checkbox"/>	5	5.2	104.2
a cal 2-10ng	2	<input checked="" type="checkbox"/>	10	10.0	99.6
a QC 10 ( QC1)	2	<input checked="" type="checkbox"/>	10	9.2	92.2
a cal 3-25ng	3	<input checked="" type="checkbox"/>	25	25.8	103.2
a cal 4-50ng	4	<input checked="" type="checkbox"/>	50	46.6	93.2
a cal 5-100ng	5	<input checked="" type="checkbox"/>	100	99.5	99.5
a QC 100 (QC2)	5	<input checked="" type="checkbox"/>	100	98.9	98.9
a cal 6-250ng	6	<input checked="" type="checkbox"/>	250	253.2	101.3
a QC 250 (QC 3)	6	<input checked="" type="checkbox"/>	250	223.9	89.6
a cal 7-500ng	7	<input checked="" type="checkbox"/>	500	489.3	97.9
a cal 8-1000ng	8	<input checked="" type="checkbox"/>	1000	1010.4	101.0
a QC 1000 (QC 4)	8	<input checked="" type="checkbox"/>	1000	937.1	93.7

# ISP FORENSICS

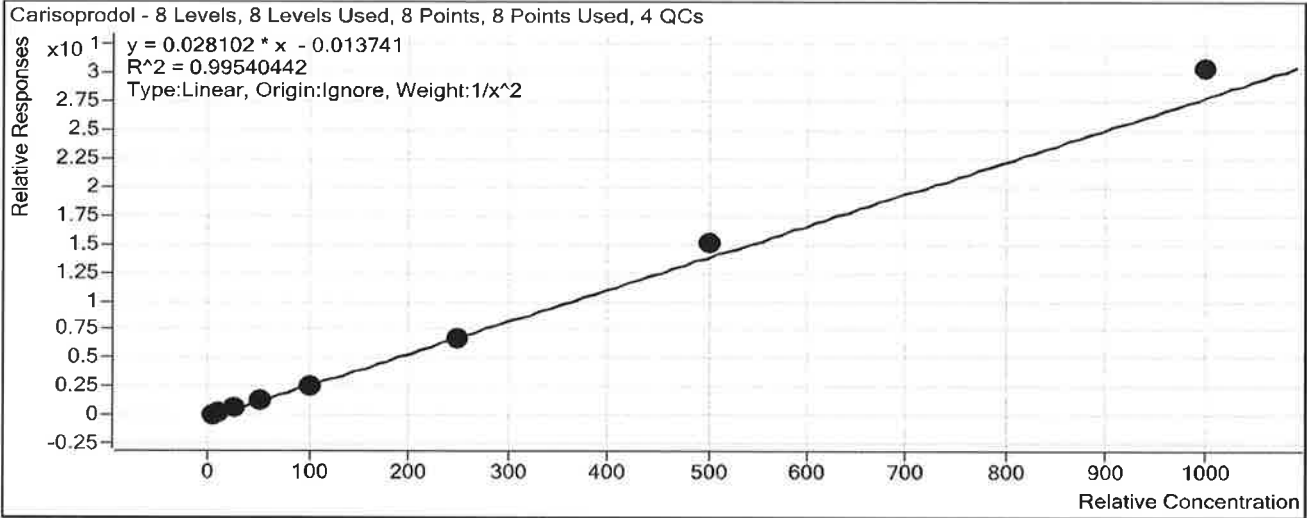
## Calibration Curve Report

R

**Batch Data Path** C:\MassHunter\Data\2018\MD Quant\022018 MDQ P1 and P2 TS and SP\QuantResults\MDQ P1a 022018 SP.batch.bin

**Last Calib Update** 2/27/2018 7:52 AM **Analyst Name** ISP TOX

**Target Compound** Carisoprodol  
**Internal Standard** Carisoprodol-D7



Sample	Level	Enabled	Exp Conc	Final Conc	Accuracy
a cal 1-5ng	1	<input checked="" type="checkbox"/>	5	5.2	104.4
a cal 2-10ng	2	<input checked="" type="checkbox"/>	10	9.4	93.7
a QC 10 ( QC1)	2	<input checked="" type="checkbox"/>	10	10.0	99.8
a cal 3-25ng	3	<input checked="" type="checkbox"/>	25	23.9	95.5
a cal 4-50ng	4	<input checked="" type="checkbox"/>	50	49.6	99.2
a cal 5-100ng	5	<input checked="" type="checkbox"/>	100	94.6	94.6
a QC 100 (QC2)	5	<input checked="" type="checkbox"/>	100	98.9	98.9
a cal 6-250ng	6	<input checked="" type="checkbox"/>	250	242.3	96.9
a QC 250 (QC 3)	6	<input checked="" type="checkbox"/>	250	239.6	95.9
a cal 7-500ng	7	<input checked="" type="checkbox"/>	500	538.3	107.7
a cal 8-1000ng	8	<input checked="" type="checkbox"/>	1000	1081.2	108.1
a QC 1000 (QC 4)	8	<input checked="" type="checkbox"/>	1000	992.8	99.3

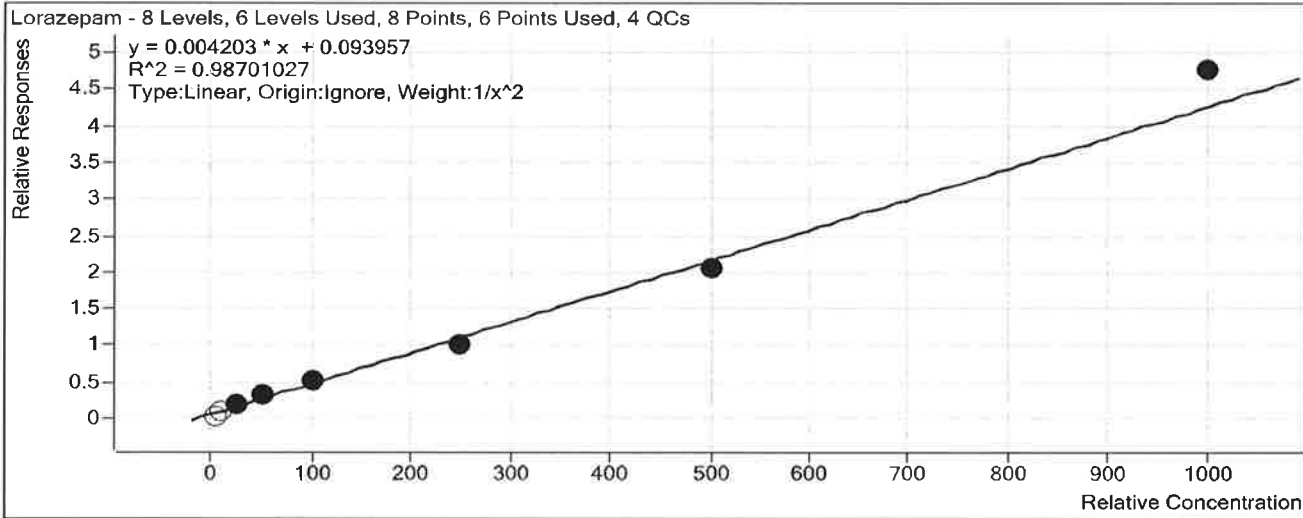
# ISP FORENSICS Calibration Curve Report

S

**Batch Data Path** C:\MassHunter\Data\2018\MD Quant\022018 MDQ P1 and P2 TS and SP\QuantResults\MDQ P1a 022018 SP.batch.bin

**Last Calib Update** 2/27/2018 7:52 AM      **Analyst Name** ISP TOX

**Target Compound** Lorazepam  
**Internal Standard** Alprazolam-D5



Sample	Level	Enabled	Exp Conc	Final Conc	Accuracy
a cal 1-5ng	1	<input type="checkbox"/>	5	0.0	0.0
a cal 2-10ng	2	<input type="checkbox"/>	10	0.0	0.0
a QC 10 ( QC1)	2	<input type="checkbox"/>	10	0.0	0.0
a cal 3-25ng	3	<input checked="" type="checkbox"/>	25	24.0	96.0
a cal 4-50ng	4	<input checked="" type="checkbox"/>	50	54.5	109.0
a cal 5-100ng	5	<input checked="" type="checkbox"/>	100	103.0	103.0
a QC 100 (QC2)	5	<input checked="" type="checkbox"/>	100	84.3	84.3
a cal 6-250ng	6	<input checked="" type="checkbox"/>	250	220.2	88.1
a QC 250 (QC 3)	6	<input checked="" type="checkbox"/>	250	203.9	81.6
a cal 7-500ng	7	<input checked="" type="checkbox"/>	500	464.4	92.9
a cal 8-1000ng	8	<input checked="" type="checkbox"/>	1000	1110.7	111.1
a QC 1000 (QC 4)	8	<input checked="" type="checkbox"/>	1000	534.6	53.5

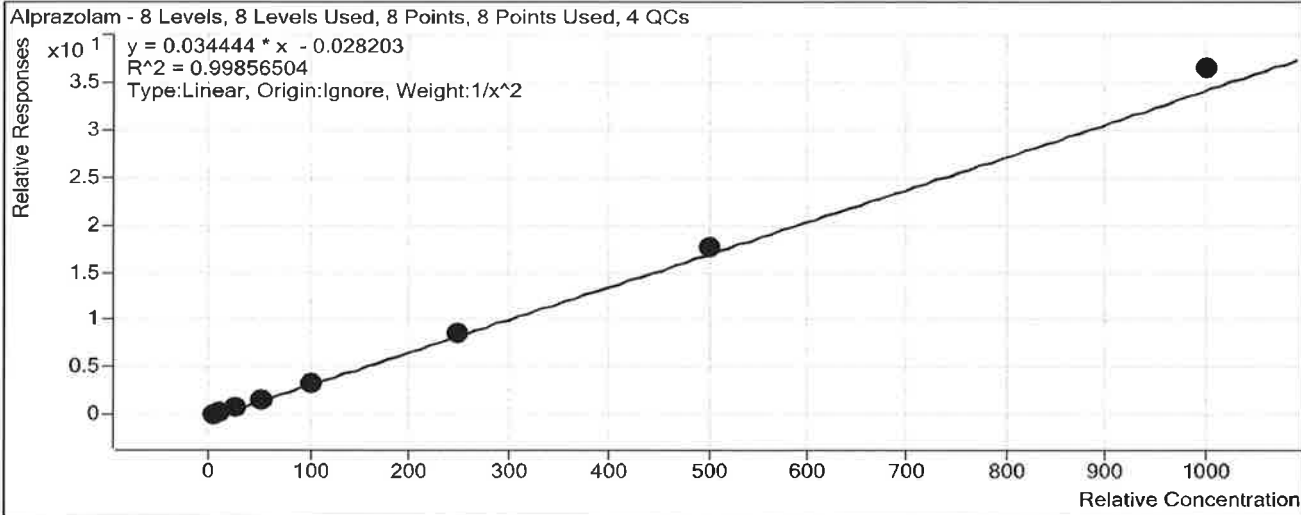


# ISP FORENSICS Calibration Curve Report

*SP*

**Batch Data Path** C:\MassHunter\Data\2018\MD Quant\022018 MDQ P1 and P2 TS and SP\QuantResults\MDQ P1a 022018 SP.batch.bin  
**Last Calib Update** 2/27/2018 7:52 AM **Analyst Name** ISP TOX

**Target Compound** Alprazolam  
**Internal Standard** Alprazolam-D5



Sample	Level	Enabled	Exp Conc	Final Conc	Accuracy
a cal 1-5ng	1	<input checked="" type="checkbox"/>	5	5.1	101.0
a cal 2-10ng	2	<input checked="" type="checkbox"/>	10	9.9	99.4
a QC 10 ( QC1)	2	<input checked="" type="checkbox"/>	10	9.9	98.5
a cal 3-25ng	3	<input checked="" type="checkbox"/>	25	24.8	99.2
a cal 4-50ng	4	<input checked="" type="checkbox"/>	50	47.9	95.8
a cal 5-100ng	5	<input checked="" type="checkbox"/>	100	96.7	96.7
a QC 100 (QC2)	5	<input checked="" type="checkbox"/>	100	98.2	98.2
a cal 6-250ng	6	<input checked="" type="checkbox"/>	250	247.3	98.9
a QC 250 (QC 3)	6	<input checked="" type="checkbox"/>	250	232.5	93.0
a cal 7-500ng	7	<input checked="" type="checkbox"/>	500	514.8	103.0
a cal 8-1000ng	8	<input checked="" type="checkbox"/>	1000	1059.7	106.0
a QC 1000 (QC 4)	8	<input checked="" type="checkbox"/>	1000	1012.6	101.3

# ISP FORENSICS - Pocatello Instrument # 59740

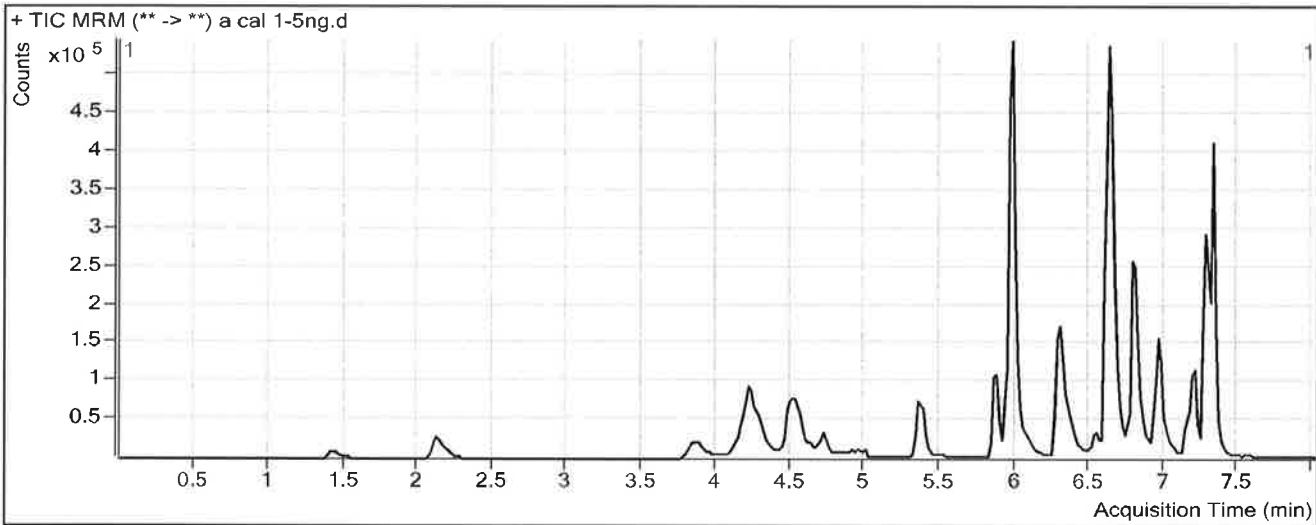
## Multi-Drug Confirmatory Analysis Report

**Batch Data Path** C:\MassHunter\Data\2018\MD Quant\022018 MDQ P1 and P2 TS and SP\QuantResults\MDQ P1a 022018 SP.b  
**Analysis Time** 2/27/2018 7:52 AM **Analyst Name** ISPUser  
**Report Time** 2/27/2018 7:57 AM **Reporter Name** ISPUser  
**Last Calib Update** 2/27/2018 7:52 AM **Batch State** Processed

### Analysis Info

**Acq Time** 2018-02-21 04:08 **Data File** a cal 1-5ng.d  
**Sample Type** Calibration **Sample Name** a cal 1-5ng  
**Dilution** 1 **Acq Method** MD Quant Panel 1a 1-19-2018.m  
**Position** P1-A1 **Sample Info**  
**Inj Vol** -1 **Comment** AM 28

### Sample Chromatogram



### Results

Compound	ISTD Compound	RT	Response	ISTD Resp	Resp Ratio	Final Conc
Morphine	Morphine-D6	1.428	4541	32055	0.1417	6.0285
Hydromorphone	Hydromorphone-D6	2.149	17510	136622	0.1282	5.1138
Codeine	Codeine-D6	3.912	6064	66207	0.0916	5.9918
Oxycodone	Oxycodone-D6	4.249	44639	368866	0.1210	5.0202
Amphetamine	Amphetamine-D11	4.304	77324	167480	0.4617	4.4093
Hydrocodone	Hydrocodone-D6	4.534	17126	220923	0.0775	4.8742
Norhydrocodone	Norhydrocodone-D3	4.558	1018	53758	0.0189	15.3823
Methamphetamine	Methamphetamine-D11	4.642	31171	188065	0.1657	5.7362
6-MAM	6-MAM-D6	4.729	874	79256	0.0110	0.6101
Phentermine	Phentermine-D5	5.405	13112	282989	0.0463	1.0772
Dextrophan	Dextrophan-D3	5.861	15731	342154	0.0460	4.9393
7-aminoclonazepam	7-Aminoclonazepam-D4	5.971	46962	395647	0.1187	3.6377
Tramadol	Tramadol-13C-D3	5.977	136373	1446869	0.0943	5.7076
Doxylamine	Doxylamine-D5	6.321	75189	772742	0.0973	5.0428
Bupropion	Bupropion-D9	6.569	11809	85690	0.1378	5.3461
Zolpidem	Zolpidem-D6	6.636	152448	1573534	0.0969	4.9782
Meprobamate	Meprobamate-D7	6.652	23521	189822	0.1239	5.0231
Venlafaxine	Venlafaxine-D6	6.782	73348	673728	0.1089	5.3595
Trazodone	Trazodone-D6	6.854	22786	157779	0.1444	5.1885
Citalopram	Citalopram-D6	6.937	13603	167378	0.0813	5.5320

**ISP FORENSICS - Pocatello Instrument # 59740**  
**Multi-Drug Confirmatory Analysis Report**

a cal 1 P

<b>Compound</b>	<b>ISTD Compound</b>	<b>RT</b>	<b>Response</b>	<b>ISTD Resp</b>	<b>Resp Ratio</b>	<b>Final Conc</b>
Dextromethorphan	Dextromethorphan-D3	6.947	3664	34947	0.1048	4.5225
Diphenhydramine	Diphenhydramine-D3	6.971	25184	300940	0.0837	5.0115
Promethazine	Promethazine-D3	7.167	12652	128512	0.0985	5.1215
Clonazepam	Clonazepam-D4	7.203	56342	120975	0.4657	5.0908
a-hydroxyalprazolam	a-hydroxyalprazolam-D5	7.260	11197	120783	0.0927	5.2113
Carisoprodol	Carisoprodol-D7	7.292	54749	411970	0.1329	5.2179
Lorazepam	Alprazolam-D5	7.302	29794	683413	0.0436	0.0000
Alprazolam	Alprazolam-D5	7.326	99611	683413	0.1458	5.0505

# ISP FORENSICS - Pocatello Instrument # 59740

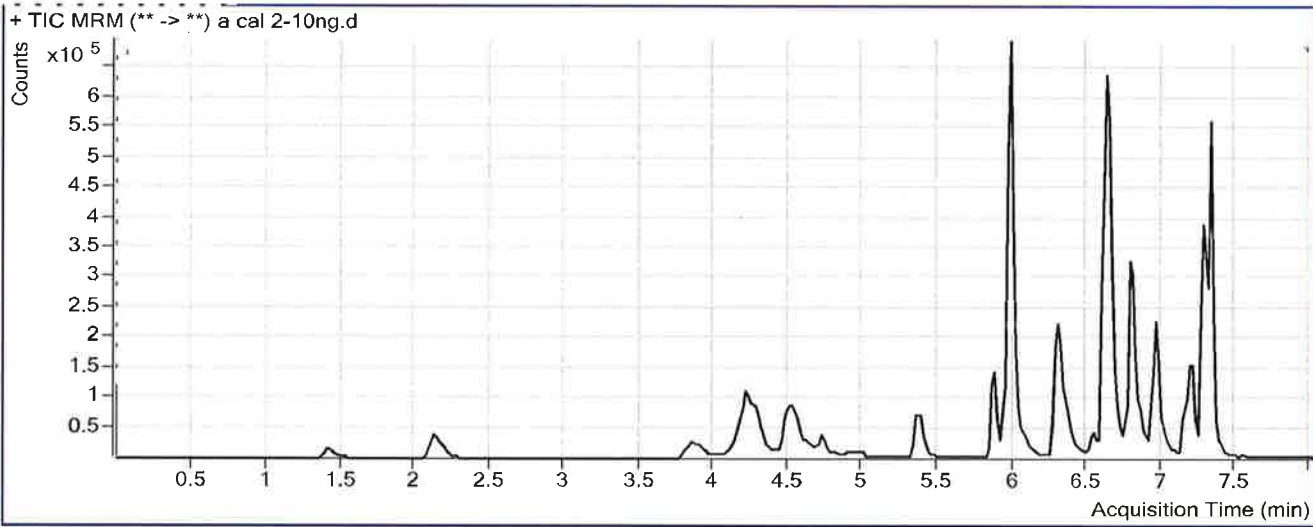
## Multi-Drug Confirmatory Analysis Report

**Batch Data Path** C:\MassHunter\Data\2018\MD Quant\022018 MDQ P1 and P2 TS and SP\QuantResults\MDQ P1a 022018 SP.bi  
**Analysis Time** 2/27/2018 7:52 AM **Analyst Name** ISPUser  
**Report Time** 2/27/2018 7:57 AM **Reporter Name** ISPUser  
**Last Calib Update** 2/27/2018 7:52 AM **Batch State** Processed

### Analysis Info

**Acq Time** 2018-02-21 04:40 **Data File** a cal 2-10ng.d  
**Sample Type** Calibration **Sample Name** a cal 2-10ng  
**Dilution** 1 **Acq Method** MD Quant Panel 1a 1-19-2018.m  
**Position** P1-B1 **Sample Info**  
**Inj Vol** -1 **Comment** AM 28

### Sample Chromatogram



### Results

Compound	ISTD Compound	RT	Response	ISTD Resp	Resp Ratio	Final Conc
Morphine	Morphine-D6	1.428	10449	35831	0.2916	10.3071
Hydromorphone	Hydromorphone-D6	2.149	41933	156690	0.2676	9.7454
Codeine	Codeine-D6	3.912	15168	72638	0.2088	10.5169
Oxycodone	Oxycodone-D6	4.249	109499	406646	0.2693	9.9261
Amphetamine	Amphetamine-D11	4.304	122563	164194	0.7465	9.5707
Hydrocodone	Hydrocodone-D6	4.534	39754	242761	0.1638	10.0929
Norhydrocodone	Norhydrocodone-D3	4.578	2301	60293	0.0382	18.2596
Methamphetamine	Methamphetamine-D11	4.622	49341	163959	0.3009	9.6821
6-MAM	6-MAM-D6	4.729	2055	88823	0.0231	1.0727
Phentermine	Phentermine-D5	5.405	33030	268814	0.1229	8.9860
Dextrorphan	Dextrorphan-D3	5.881	40867	368257	0.1110	10.3867
7-aminoclonazepam	7-Aminoclonazepam-D4	5.971	123289	478623	0.2576	9.6515
Tramadol	Tramadol-13C-D3	5.999	305318	1571405	0.1943	10.3521
Doxylamine	Doxylamine-D5	6.321	176699	843149	0.2096	9.6733
Bupropion	Bupropion-D9	6.569	21557	97910	0.2202	8.4333
Zolpidem	Zolpidem-D6	6.636	358251	1821782	0.1966	9.9221
Meprobamate	Meprobamate-D7	6.652	53988	197519	0.2733	10.2671
Venlafaxine	Venlafaxine-D6	6.782	171792	736252	0.2333	10.3073
Trazodone	Trazodone-D6	6.854	53006	190857	0.2777	9.5440
Citalopram	Citalopram-D6	6.937	36835	196757	0.1872	10.1268

**ISP FORENSICS - Pocatello Instrument # 59740**  
**Multi-Drug Confirmatory Analysis Report**

a cal 2 P

<b>Compound</b>	<b>ISTD Compound</b>	<b>RT</b>	<b>Response</b>	<b>ISTD Resp</b>	<b>Resp Ratio</b>	<b>Final Conc</b>
Dextromethorphan	Dextromethorphan-D3	6.947	12876	49361	0.2609	10.3203
Diphenhydramine	Diphenhydramine-D3	6.971	69925	382638	0.1827	10.0613
Promethazine	Promethazine-D3	7.167	49346	193378	0.2552	10.8864
Clonazepam	Clonazepam-D4	7.203	117602	130433	0.9016	9.4099
a-hydroxyalprazolam	a-hydroxyalprazolam-D5	7.260	26530	130619	0.2031	9.9633
Carisoprodol	Carisoprodol-D7	7.292	131877	528461	0.2496	9.3690
Lorazepam	Alprazolam-D5	7.302	62051	759736	0.0817	0.0000
Alprazolam	Alprazolam-D5	7.326	238634	759736	0.3141	9.9381

# ISP FORENSICS - Pocatello Instrument # 59740

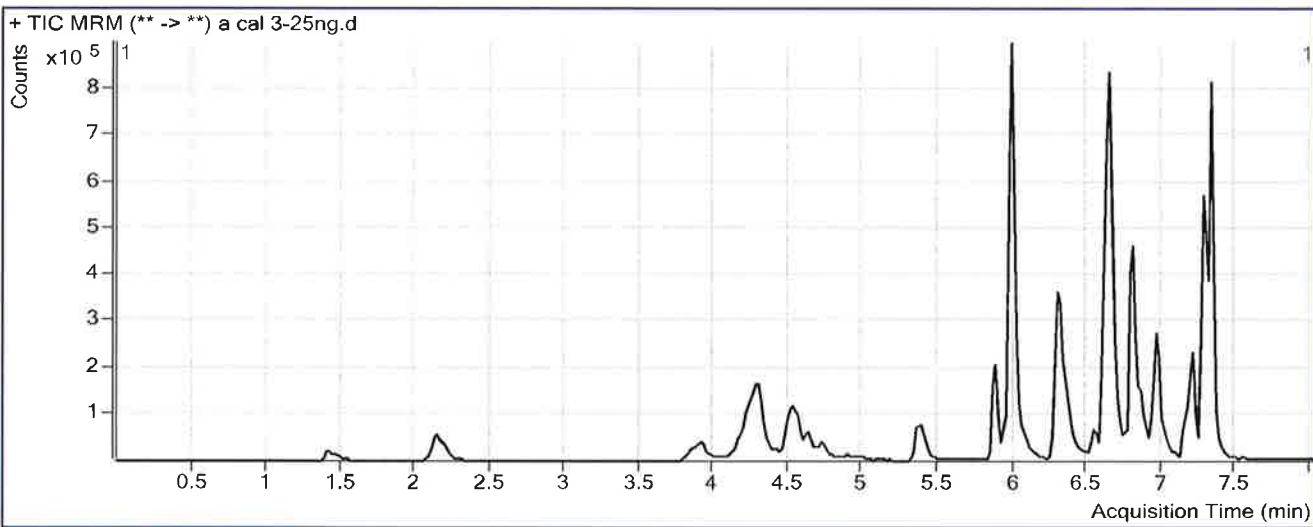
## Multi-Drug Confirmatory Analysis Report

**Batch Data Path** C:\MassHunter\Data\2018\MD Quant\022018 MDQ P1 and P2 TS and SP\QuantResults\MDQ P1a 022018 SP.bi  
**Analysis Time** 2/27/2018 7:52 AM **Analyst Name** ISPUser  
**Report Time** 2/27/2018 7:57 AM **Reporter Name** ISPUser  
**Last Calib Update** 2/27/2018 7:52 AM **Batch State** Processed

### Analysis Info

**Acq Time** 2018-02-21 05:11 **Data File** a cal 3-25ng.d  
**Sample Type** Calibration **Sample Name** a cal 3-25ng  
**Dilution** 1 **Acq Method** MD Quant Panel 1a 1-19-2018.m  
**Position** P1-C1 **Sample Info**  
**Inj Vol** -1 **Comment** AM 28

### Sample Chromatogram



### Results

Compound	ISTD Compound	RT	Response	ISTD Resp	Resp Ratio	Final Conc
Morphine	Morphine-D6	1.428	24210	31766	0.7621	23.7336
Hydromorphone	Hydromorphone-D6	2.149	98225	139113	0.7061	24.3081
Codeine	Codeine-D6	3.912	39771	70631	0.5631	24.1924
Oxycodone	Oxycodone-D6	4.270	272836	378237	0.7213	24.8851
Amphetamine	Amphetamine-D11	4.304	270818	159232	1.7008	26.8678
Hydrocodone	Hydrocodone-D6	4.534	94396	240681	0.3922	23.9180
Norhydrocodone	Norhydrocodone-D3	4.598	5592	57483	0.0973	27.1070
Methamphetamine	Methamphetamine-D11	4.642	147065	187434	0.7846	23.8003
6-MAM	6-MAM-D6	4.729	4540	85433	0.0531	2.2194
Phentermine	Phentermine-D5	5.405	73600	281030	0.2619	23.3512
Dextrophan	Dextrophan-D3	5.881	107900	378887	0.2848	24.9534
7-aminoclonazepam	7-Aminoclonazepam-D4	5.971	275670	435271	0.6333	25.9200
Tramadol	Tramadol-13C-D3	5.999	780356	1595857	0.4890	24.0334
Doxylamine	Doxylamine-D5	6.321	494878	792351	0.6246	26.7899
Bupropion	Bupropion-D9	6.569	72236	106711	0.6769	25.5549
Zolpidem	Zolpidem-D6	6.636	870641	1767719	0.4925	24.5838
Meprobamate	Meprobamate-D7	6.652	127343	196186	0.6491	23.4546
Venlafaxine	Venlafaxine-D6	6.804	464484	774717	0.5996	24.8658
Trazodone	Trazodone-D6	6.854	136099	196693	0.6919	23.0767
Citalopram	Citalopram-D6	6.937	95962	186343	0.5150	24.3424

**ISP FORENSICS - Pocatello Instrument # 59740****Multi-Drug Confirmatory Analysis Report**

a cal 3 P

<b>Compound</b>	<b>ISTD Compound</b>	<b>RT</b>	<b>Response</b>	<b>ISTD Resp</b>	<b>Resp Ratio</b>	<b>Final Conc</b>
Dextromethorphan	Dextromethorphan-D3	6.967	27161	41855	0.6489	24.7431
Diphenhydramine	Diphenhydramine-D3	6.991	165215	344827	0.4791	25.1698
Promethazine	Promethazine-D3	7.167	101096	166835	0.6060	23.7895
Clonazepam	Clonazepam-D4	7.203	308149	118920	2.5912	26.1513
a-hydroxyalprazolam	a-hydroxyalprazolam-D5	7.260	66554	116584	0.5709	25.7926
Carisoprodol	Carisoprodol-D7	7.292	314950	479470	0.6569	23.8632
Lorazepam	Alprazolam-D5	7.302	135656	696183	0.1949	24.0059
Alprazolam	Alprazolam-D5	7.326	575107	696183	0.8261	24.8026

# ISP FORENSICS - Pocatello Instrument # 59740

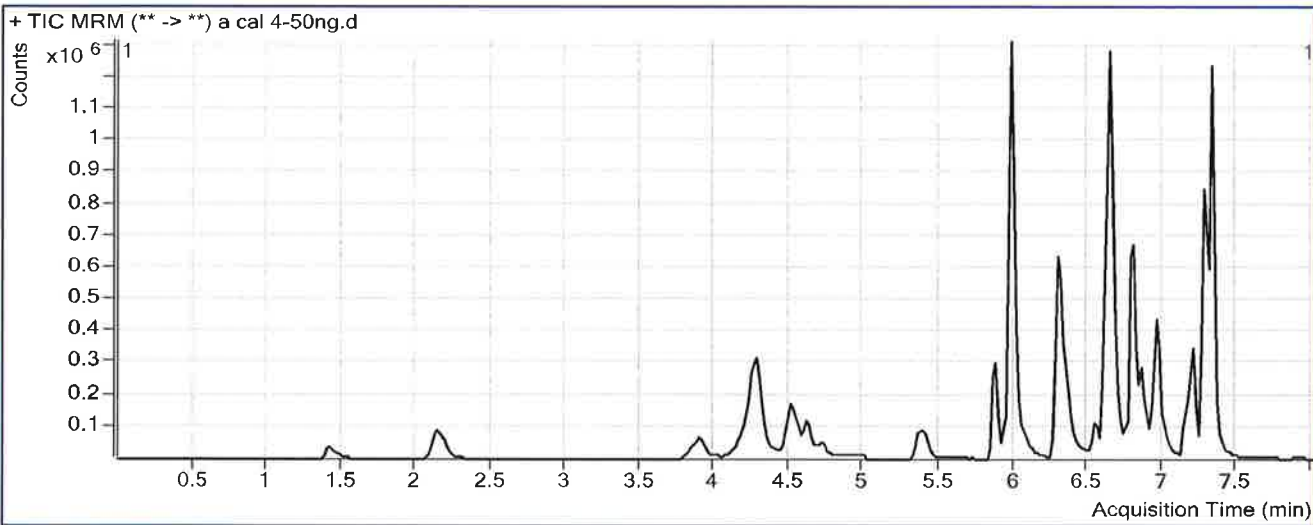
## Multi-Drug Confirmatory Analysis Report

**Batch Data Path** C:\MassHunter\Data\2018\MD Quant\022018 MDQ P1 and P2 TS and SP\QuantResults\MDQ P1a 022018 SP.bi  
**Analysis Time** 2/27/2018 7:52 AM **Analyst Name** ISPUser  
**Report Time** 2/27/2018 7:57 AM **Reporter Name** ISPUser  
**Last Calib Update** 2/27/2018 7:52 AM **Batch State** Processed

### Analysis Info

**Acq Time** 2018-02-21 05:43 **Data File** a cal 4-50ng.d  
**Sample Type** Calibration **Sample Name** a cal 4-50ng  
**Dilution** 1 **Acq Method** MD Quant Panel 1a 1-19-2018.m  
**Position** P1-D1 **Sample Info**  
**Inj Vol** -1 **Comment** AM 28

### Sample Chromatogram



### Results

Compound	ISTD Compound	RT	Response	ISTD Resp	Resp Ratio	Final Conc
Morphine	Morphine-D6	1.428	48853	31840	1.5343	45.7685
Hydromorphone	Hydromorphone-D6	2.149	206244	146792	1.4050	47.5212
Codeine	Codeine-D6	3.912	77185	69809	1.1057	45.1372
Oxycodone	Oxycodone-D6	4.249	566519	382592	1.4807	50.0142
Amphetamine	Amphetamine-D11	4.304	533296	174220	3.0611	51.5231
Hydrocodone	Hydrocodone-D6	4.514	200391	239236	0.8376	50.8742
Norhydrocodone	Norhydrocodone-D3	4.578	12004	55879	0.2148	44.6977
Methamphetamine	Methamphetamine-D11	4.622	323686	209439	1.5455	46.0089
6-MAM	6-MAM-D6	4.729	10055	86762	0.1159	4.6165
Phentermine	Phentermine-D5	5.405	167343	297887	0.5618	54.3373
Dextrorphan	Dextrorphan-D3	5.881	221851	409733	0.5415	46.4651
7-aminoclonazepam	7-Aminoclonazepam-D4	5.971	560570	440981	1.2712	53.5379
Tramadol	Tramadol-13C-D3	5.999	1616261	1678648	0.9628	46.0319
Doxylamine	Doxylamine-D5	6.321	1053560	924373	1.1398	48.0387
Bupropion	Bupropion-D9	6.569	140548	102888	1.3660	51.3858
Zolpidem	Zolpidem-D6	6.636	1824357	1832510	0.9956	49.5108
Meprobamate	Meprobamate-D7	6.652	246916	187753	1.3151	46.8289
Venlafaxine	Venlafaxine-D6	6.804	977955	835341	1.1707	47.5718
Trazodone	Trazodone-D6	6.854	303958	203332	1.4949	49.3098
Citalopram	Citalopram-D6	6.937	217310	200140	1.0858	49.0997



# ISP FORENSICS - Pocatello Instrument # 59740

## Multi-Drug Confirmatory Analysis Report

9 cal 4 P

Compound	ISTD Compound	RT	Response	ISTD Resp	Resp Ratio	Final Conc
Dextromethorphan	Dextromethorphan-D3	6.967	65886	47382	1.3905	52.3027
Diphenhydramine	Diphenhydramine-D3	6.991	372056	416609	0.8931	46.2710
Promethazine	Promethazine-D3	7.167	228304	181938	1.2548	47.6575
Clonazepam	Clonazepam-D4	7.203	554368	107768	5.1441	51.4460
a-hydroxyalprazolam	a-hydroxyalprazolam-D5	7.260	122515	116147	1.0548	46.6236
Carisoprodol	Carisoprodol-D7	7.292	638852	462832	1.3803	49.6061
Lorazepam	Alprazolam-D5	7.302	223642	692241	0.3231	54.5106
Alprazolam	Alprazolam-D5	7.326	1122980	692241	1.6222	47.9173

# ISP FORENSICS - Pocatello Instrument # 59740

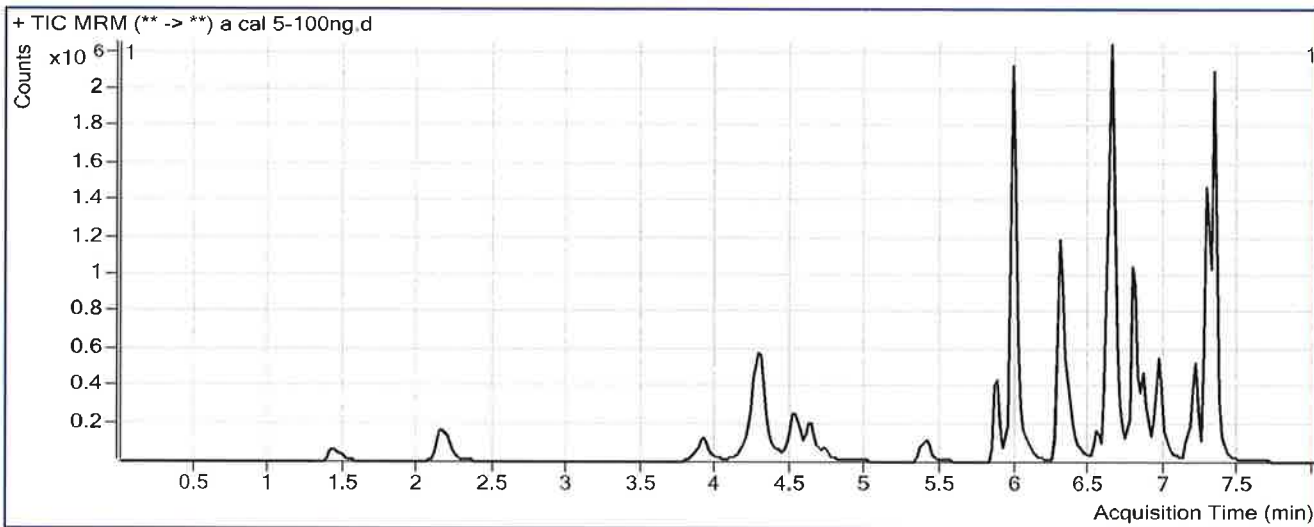
## Multi-Drug Confirmatory Analysis Report

**Batch Data Path** C:\MassHunter\Data\2018\MD Quant\022018 MDQ P1 and P2 TS and SP\QuantResults\MDQ P1a 022018 SP.b  
**Analysis Time** 2/27/2018 7:52 AM **Analyst Name** ISPUser  
**Report Time** 2/27/2018 7:57 AM **Reporter Name** ISPUser  
**Last Calib Update** 2/27/2018 7:52 AM **Batch State** Processed

### Analysis Info

**Acq Time** 2018-02-21 06:14 **Data File** a cal 5-100ng.d  
**Sample Type** Calibration **Sample Name** a cal 5-100ng  
**Dilution** 1 **Acq Method** MD Quant Panel 1a 1-19-2018.m  
**Position** P1-E1 **Sample Info**  
**Inj Vol** -1 **Comment** AM 28

### Sample Chromatogram



### Results

Compound	ISTD Compound	RT	Response	ISTD Resp	Resp Ratio	Final Conc
Morphine	Morphine-D6	1.428	107379	34693	3.0951	90.3049
Hydromorphone	Hydromorphone-D6	2.169	468280	156283	2.9963	100.3743
Codeine	Codeine-D6	3.912	171755	72876	2.3568	93.4355
Oxycodone	Oxycodone-D6	4.270	1270609	427343	2.9733	99.4032
Amphetamine	Amphetamine-D11	4.304	1027226	169693	6.0535	105.7609
Hydrocodone	Hydrocodone-D6	4.514	431899	252259	1.7121	103.7964
Norhydrocodone	Norhydrocodone-D3	4.578	27203	55559	0.4896	85.8222
Methamphetamine	Methamphetamine-D11	4.642	611858	189584	3.2274	95.1007
6-MAM	6-MAM-D6	4.729	21677	91540	0.2368	9.2359
Phentermine	Phentermine-D5	5.405	300039	283661	1.0577	105.5867
Dextrophan	Dextrophan-D3	5.861	445885	378413	1.1783	99.8398
7-aminoclonazepam	7-Aminoclonazepam-D4	5.971	1228258	480544	2.5560	109.1662
Tramadol	Tramadol-13C-D3	5.977	3288781	1571819	2.0923	98.4698
Doxylamine	Doxylamine-D5	6.301	2041578	896686	2.2768	94.9361
Bupropion	Bupropion-D9	6.549	246085	90762	2.7113	101.8149
Zolpidem	Zolpidem-D6	6.636	3963557	1940519	2.0425	101.3925
Meprobamate	Meprobamate-D7	6.652	523082	184689	2.8322	100.0730
Venlafaxine	Venlafaxine-D6	6.782	1844289	770968	2.3922	96.1283
Trazodone	Trazodone-D6	6.854	559387	176119	3.1762	104.2397
Citalopram	Citalopram-D6	6.937	342465	161247	2.1239	94.1222

**ISP FORENSICS - Pocatello Instrument # 59740****Multi-Drug Confirmatory Analysis Report**

a cal 5 P

<b>Compound</b>	<b>ISTD Compound</b>	<b>RT</b>	<b>Response</b>	<b>ISTD Resp</b>	<b>Resp Ratio</b>	<b>Final Conc</b>
Dextromethorphan	Dextromethorphan-D3	6.967	88051	32471	2.7117	101.4024
Diphenhydramine	Diphenhydramine-D3	6.971	580650	294242	1.9734	101.3426
Promethazine	Promethazine-D3	7.167	291167	106778	2.7268	101.8023
Clonazepam	Clonazepam-D4	7.203	1031388	103254	9.9888	99.4498
a-hydroxyalprazolam	a-hydroxyalprazolam-D5	7.260	236546	103563	2.2841	99.5342
Carisoprodol	Carisoprodol-D7	7.292	1257464	475572	2.6441	94.5773
Lorazepam	Alprazolam-D5	7.302	362694	688616	0.5267	102.9579
Alprazolam	Alprazolam-D5	7.326	2274311	688616	3.3027	96.7069

# ISP FORENSICS - Pocatello Instrument # 59740

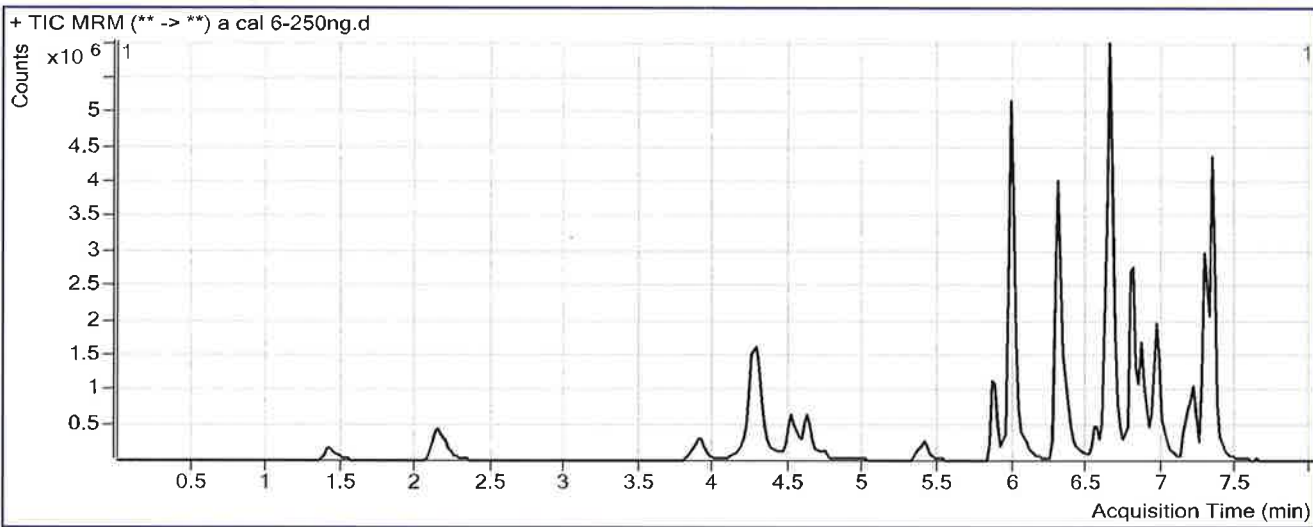
## Multi-Drug Confirmatory Analysis Report

**Batch Data Path** C:\MassHunter\Data\2018\MD Quant\022018 MDQ P1 and P2 TS and SP\QuantResults\MDQ P1a 022018 SP.bi  
**Analysis Time** 2/27/2018 7:52 AM **Analyst Name** ISPUser  
**Report Time** 2/27/2018 7:57 AM **Reporter Name** ISPUser  
**Last Calib Update** 2/27/2018 7:52 AM **Batch State** Processed

### Analysis Info

**Acq Time** 2018-02-21 06:46 **Data File** a cal 6-250ng.d  
**Sample Type** Calibration **Sample Name** a cal 6-250ng  
**Dilution** 1 **Acq Method** MD Quant Panel 1a 1-19-2018.m  
**Position** P1-F1 **Sample Info**  
**Inj Vol** -1 **Comment** AM 28

### Sample Chromatogram



### Results

Compound	ISTD Compound	RT	Response	ISTD Resp	Resp Ratio	Final Conc
Morphine	Morphine-D6	1.428	305112	36385	8.3857	241.2722
Hydromorphone	Hydromorphone-D6	2.149	1326244	181581	7.3039	243.4393
Codeine	Codeine-D6	3.912	454863	74698	6.0893	237.5200
Oxycodone	Oxycodone-D6	4.249	3559187	490277	7.2595	241.2380
Amphetamine	Amphetamine-D11	4.284	3127404	206162	15.1696	270.9933
Hydrocodone	Hydrocodone-D6	4.514	1217152	297934	4.0853	247.4155
Norhydrocodone	Norhydrocodone-D3	4.578	88363	55969	1.5788	248.8202
Methamphetamine	Methamphetamine-D11	4.622	1921867	214071	8.9777	262.9443
6-MAM	6-MAM-D6	4.729	65790	106442	0.6181	23.8027
Phentermine	Phentermine-D5	5.405	921276	367108	2.5095	255.6040
Dextrorphan	Dextrorphan-D3	5.861	1400643	470643	2.9760	250.5074
7-aminoclonazepam	7-Aminoclonazepam-D4	5.971	3267087	515624	6.3362	272.8403
Tramadol	Tramadol-13C-D3	5.977	10011569	2084991	4.8017	224.2548
Doxylamine	Doxylamine-D5	6.301	7002259	1198896	5.8406	241.9239
Bupropion	Bupropion-D9	6.569	890779	127028	7.0125	263.0429
Zolpidem	Zolpidem-D6	6.636	11981412	2372801	5.0495	250.3991
Meprobamate	Meprobamate-D7	6.652	1274061	180480	7.0593	248.4233
Venlafaxine	Venlafaxine-D6	6.804	6219118	1007419	6.1733	246.4411
Trazodone	Trazodone-D6	6.854	2059090	283463	7.2640	237.7944
Citalopram	Citalopram-D6	6.937	1401299	255153	5.4920	240.2039

# ISP FORENSICS - Pocatello Instrument # 59740

## Multi-Drug Confirmatory Analysis Report

a cal 6 P

Compound	ISTD Compound	RT	Response	ISTD Resp	Resp Ratio	Final Conc
Dextromethorphan	Dextromethorphan-D3	6.967	432250	63644	6.7917	253.0303
Diphenhydramine	Diphenhydramine-D3	6.971	2411360	503344	4.7907	244.9607
Promethazine	Promethazine-D3	7.167	1414940	216994	6.5206	241.3508
Clonazepam	Clonazepam-D4	7.203	2103698	85871	24.4983	243.2160
a-hydroxyalprazolam	a-hydroxyalprazolam-D5	7.260	524451	89571	5.8552	253.2436
Carisoprodol	Carisoprodol-D7	7.292	3017578	443993	6.7965	242.3352
Lorazepam	Alprazolam-D5	7.302	672789	660063	1.0193	220.1525
Alprazolam	Alprazolam-D5	7.326	5604131	660063	8.4903	247.3174

# ISP FORENSICS - Pocatello Instrument # 59740

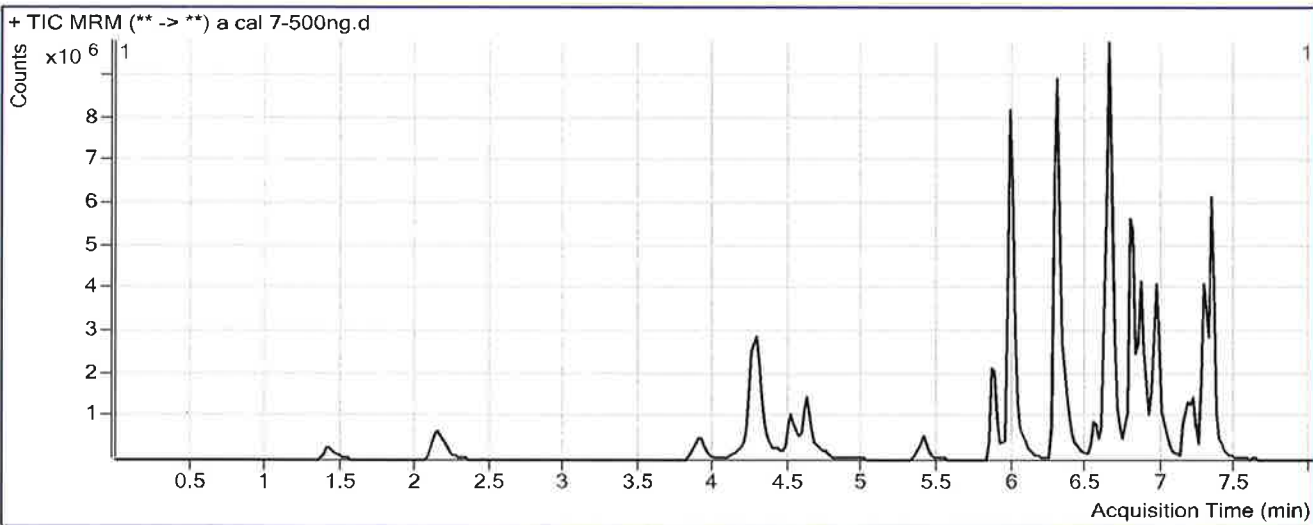
## Multi-Drug Confirmatory Analysis Report

**Batch Data Path** C:\MassHunter\Data\2018\MD Quant\022018 MDQ P1 and P2 TS and SP\QuantResults\MDQ P1a 022018 SP.b  
**Analysis Time** 2/27/2018 7:52 AM **Analyst Name** ISPUser  
**Report Time** 2/27/2018 7:57 AM **Reporter Name** ISPUser  
**Last Calib Update** 2/27/2018 7:52 AM **Batch State** Processed

### Analysis Info

**Acq Time** 2018-02-21 07:18 **Data File** a cal 7-500ng.d  
**Sample Type** Calibration **Sample Name** a cal 7-500ng  
**Dilution** 1 **Acq Method** MD Quant Panel 1a 1-19-2018.m  
**Position** P1-G1 **Sample Info**  
**Inj Vol** -1 **Comment** AM 28

### Sample Chromatogram



### Results

Compound	ISTD Compound	RT	Response	ISTD Resp	Resp Ratio	Final Conc
Morphine	Morphine-D6	1.428	481000	27116	17.7385	508.1548
Hydromorphone	Hydromorphone-D6	2.149	2134796	134418	15.8818	528.3372
Codeine	Codeine-D6	3.892	731963	60193	12.1602	471.8711
Oxycodone	Oxycodone-D6	4.249	5884380	379422	15.5088	514.2110
Amphetamine	Amphetamine-D11	4.284	5354508	195002	27.4588	493.7363
Hydrocodone	Hydrocodone-D6	4.514	2116165	248748	8.5072	515.0207
Norhydrocodone	Norhydrocodone-D3	4.578	150543	45375	3.3178	509.0686
Methamphetamine	Methamphetamine-D11	4.622	4325363	246607	17.5395	512.8505
6-MAM	6-MAM-D6	4.729	109368	84579	1.2931	49.5916
Phentermine	Phentermine-D5	5.405	1891961	376756	5.0217	515.1884
Dextrophan	Dextrophan-D3	5.861	2846147	471847	6.0319	506.6233
7-aminoclonazepam	7-Aminoclonazepam-D4	5.971	4707707	368601	12.7718	551.4887
Tramadol	Tramadol-13C-D3	5.977	19881032	1751107	11.3534	528.4196
Doxylamine	Doxylamine-D5	6.301	15168856	1208476	12.5521	518.7374
Bupropion	Bupropion-D9	6.569	1628740	119152	13.6694	512.5797
Zolpidem	Zolpidem-D6	6.636	20725462	1961222	10.5676	523.8451
Meprobamate	Meprobamate-D7	6.652	1899305	125260	15.1630	532.8259
Venlafaxine	Venlafaxine-D6	6.782	13373980	1076468	12.4239	494.9241
Trazodone	Trazodone-D6	6.854	5311776	334052	15.9011	519.9750
Citalopram	Citalopram-D6	6.937	3024579	259968	11.6344	506.6102

**ISP FORENSICS - Pocatello Instrument # 59740****Multi-Drug Confirmatory Analysis Report**

a cal 7 P

<b>Compound</b>	<b>ISTD Compound</b>	<b>RT</b>	<b>Response</b>	<b>ISTD Resp</b>	<b>Resp Ratio</b>	<b>Final Conc</b>
Dextromethorphan	Dextromethorphan-D3	6.947	896393	65674	13.6492	507.8781
Diphenhydramine	Diphenhydramine-D3	6.971	5573476	553505	10.0694	514.0559
Promethazine	Promethazine-D3	7.167	2746671	207027	13.2672	489.5121
Clonazepam	Clonazepam-D4	7.203	2802354	54755	51.1799	507.5894
a-hydroxyalprazolam	a-hydroxyalprazolam-D5	7.260	779365	68733	11.3389	489.2806
Carisoprodol	Carisoprodol-D7	7.292	3954875	261679	15.1135	538.2891
Lorazepam	Alprazolam-D5	7.302	955314	466990	2.0457	464.3541
Alprazolam	Alprazolam-D5	7.326	8267254	466990	17.7033	514.7977

# ISP FORENSICS - Pocatello Instrument # 59740

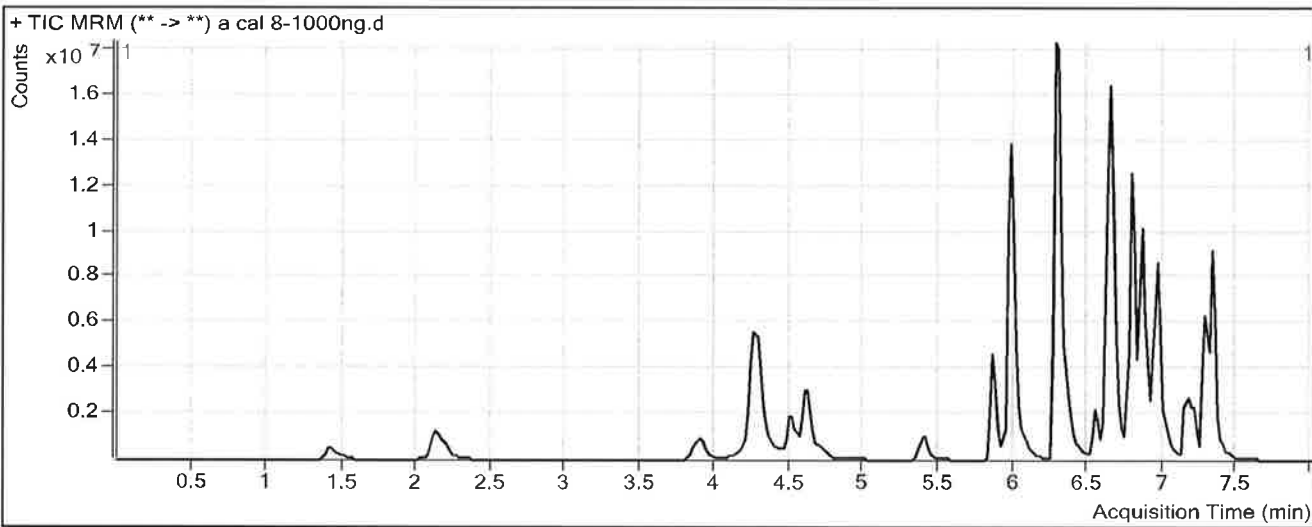
## Multi-Drug Confirmatory Analysis Report

**Batch Data Path** C:\MassHunter\Data\2018\MD Quant\022018 MDQ P1 and P2 TS and SP\QuantResults\MDQ P1a 022018 SP.bi  
**Analysis Time** 2/27/2018 7:52 AM **Analyst Name** ISUser  
**Report Time** 2/27/2018 7:57 AM **Reporter Name** ISUser  
**Last Calib Update** 2/27/2018 7:52 AM **Batch State** Processed

### Analysis Info

**Acq Time** 2018-02-21 07:49 **Data File** a cal 8-1000ng.d  
**Sample Type** Calibration **Sample Name** a cal 8-1000ng  
**Dilution** 1 **Acq Method** MD Quant Panel 1a 1-19-2018.m  
**Position** P1-H1 **Sample Info**  
**Inj Vol** -1 **Comment** AM 28

### Sample Chromatogram



### Results

Compound	ISTD Compound	RT	Response	ISTD Resp	Resp Ratio	Final Conc
Morphine	Morphine-D6	1.428	965390	27209	35.4807	1014.4304
Hydromorphone	Hydromorphone-D6	2.129	4282858	136131	31.4613	1045.7746
Codeine	Codeine-D6	3.892	1396572	51399	27.1712	1051.3351
Oxycodone	Oxycodone-D6	4.249	13032738	420684	30.9799	1026.1584
Amphetamine	Amphetamine-D11	4.284	10502803	234249	44.8361	808.7029
Hydrocodone	Hydrocodone-D6	4.514	4316429	265514	16.2569	984.0082
Norhydrocodone	Norhydrocodone-D3	4.558	313452	41236	7.6013	1150.1267
Methamphetamine	Methamphetamine-D11	4.601	9499964	282092	33.6769	983.8771
6-MAM	6-MAM-D6	4.729	232036	86351	2.6871	102.8511
Phentermine	Phentermine-D5	5.405	3962564	419672	9.4420	971.9464
Dextrophan	Dextrophan-D3	5.861	5878958	477773	12.3049	1032.3649
7-aminoclonazepam	7-Aminoclonazepam-D4	5.951	7204800	340834	21.1388	913.7579
Tramadol	Tramadol-13C-D3	5.977	39148206	1814937	21.5700	1002.7307
Doxylamine	Doxylamine-D5	6.301	36215719	1441552	25.1227	1037.2129
Bupropion	Bupropion-D9	6.549	3152716	125472	25.1269	942.0650
Zolpidem	Zolpidem-D6	6.636	39460123	2005151	19.6794	975.3684
Meprobamate	Meprobamate-D7	6.652	3124412	106133	29.4386	1033.8380
Venlafaxine	Venlafaxine-D6	6.782	30743980	1206048	25.4915	1014.4020
Trazodone	Trazodone-D6	6.854	13232426	406067	32.5868	1065.1162
Citalopram	Citalopram-D6	6.916	6756713	290736	23.2400	1009.9627



**ISP FORENSICS - Pocatello Instrument # 59740**  
**Multi-Drug Confirmatory Analysis Report**

9 cal 8 P

Compound	ISTD Compound	RT	Response	ISTD Resp	Resp Ratio	Final Conc
Dextromethorphan	Dextromethorphan-D3	6.947	1910291	72061	26.5092	985.8007
Diphenhydramine	Diphenhydramine-D3	6.971	11880697	583902	20.3471	1037.9804
Promethazine	Promethazine-D3	7.167	6148232	222071	27.6859	1019.8800
Clonazepam	Clonazepam-D4	7.203	4183765	42177	99.1950	983.3447
a-hydroxyalprazolam	a-hydroxyalprazolam-D5	7.260	1438131	61341	23.4448	1010.3508
Carisoprodol	Carisoprodol-D7	7.292	6038206	198823	30.3698	1081.1726
Lorazepam	Alprazolam-D5	7.302	1764511	370529	4.7621	1110.6539
Alprazolam	Alprazolam-D5	7.326	13513807	370529	36.4717	1059.7007

# ISP FORENSICS - Pocatello Instrument # 59740

## Multi-Drug Confirmatory Analysis Report

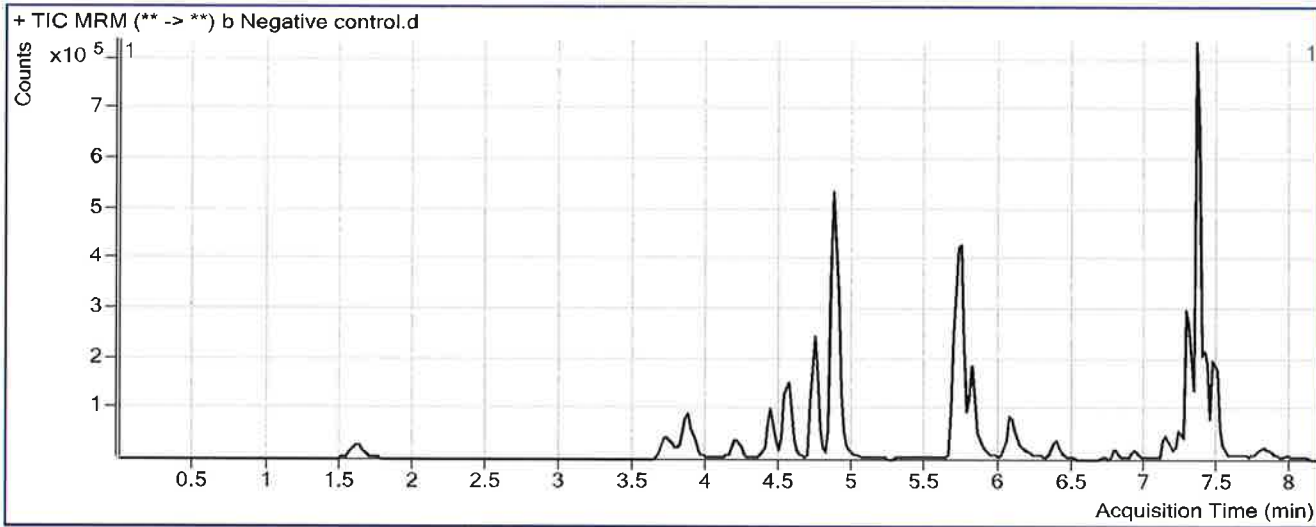
D

<b>Batch Data Path</b>	C:\MassHunter\Data\2018\MD Quant\022018 MDQ P1 and P2 TS and SP\QuantResults\MDQ P1b 022018 SP.b		
<b>Analysis Time</b>	2/24/2018 12:46 PM	<b>Analyst Name</b>	ISPUser
<b>Report Time</b>	2/27/2018 8:01 AM	<b>Reporter Name</b>	ISPUser
<b>Last Calib Update</b>	2/24/2018 12:46 PM	<b>Batch State</b>	Processed

### Analysis Info

<b>Acq Time</b>	2018-02-21 08:52	<b>Data File</b>	b Negative control.d
<b>Sample Type</b>	Sample	<b>Sample Name</b>	b Negative control
<b>Dilution</b>	1	<b>Acq Method</b>	MD Quant Panel 1b 12-12-17.m
<b>Position</b>	P1-E2	<b>Sample Info</b>	
<b>Inj Vol</b>	-1	<b>Comment</b>	AM 28

### Sample Chromatogram



### Results

Compound	ISTD Compound	RT	Response	ISTD Resp	Resp Ratio	Final Conc
Naltrexol	Naltrexol-D3	4.429	11477	769324	0.0149	1.1584 <5
Fluoxetine	Fluoxetine-D6	7.304	1578	86050	0.0183	3.6338 <25
Temazepam	Temazepam-D5	7.367	9517	2034548	0.0047	1.5547 <5

# ISP FORENSICS - Pocatello Instrument # 59740

## Multi-Drug Confirmatory Analysis Report

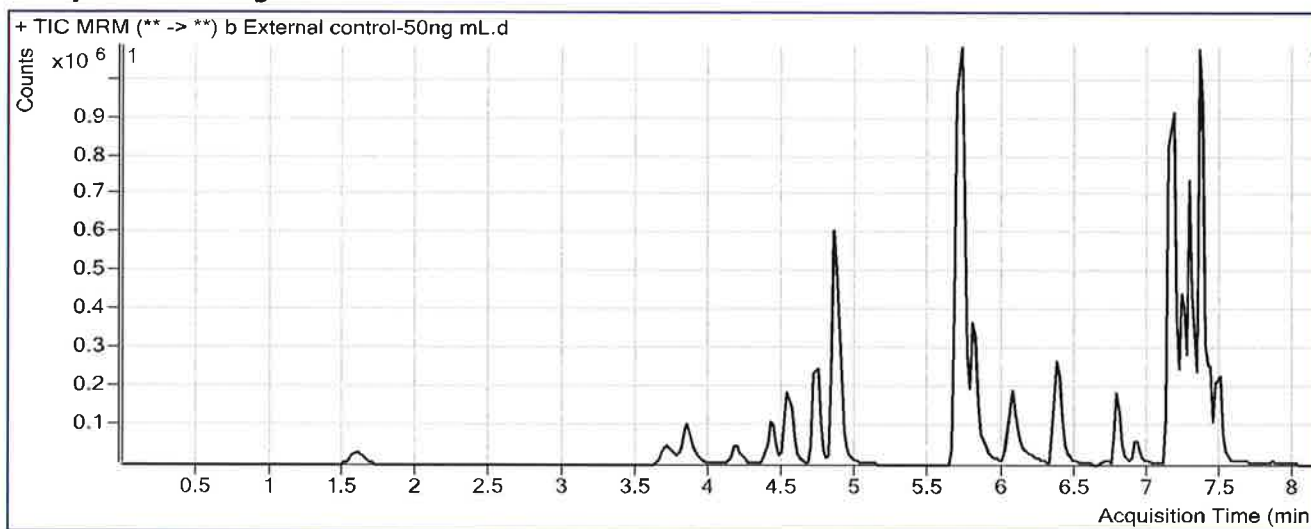
A

<b>Batch Data Path</b>	C:\MassHunter\Data\2018\MD Quant\022018 MDQ P1 and P2 TS and SP\QuantResults\MDQ P1b 022018 SP.bi		
<b>Analysis Time</b>	2/24/2018 12:46 PM	<b>Analyst Name</b>	ISPUser
<b>Report Time</b>	2/27/2018 8:01 AM	<b>Reporter Name</b>	ISPUser
<b>Last Calib Update</b>	2/24/2018 12:46 PM	<b>Batch State</b>	Processed

### Analysis Info

<b>Acq Time</b>	2018-02-21 09:24	<b>Data File</b>	b External control-50ng mL.d
<b>Sample Type</b>	Sample	<b>Sample Name</b>	b External control-50ng mL
<b>Dilution</b>	1	<b>Acq Method</b>	MD Quant Panel 1b 12-12-17.m
<b>Position</b>	P1-F2	<b>Sample Info</b>	
<b>Inj Vol</b>	-1	<b>Comment</b>	AM 28; WS121217 50 ng trazodone, ketamine, morphine, quetiapine

### Sample Chromatogram



### Results

Compound	ISTD Compound	RT	Response	ISTD Resp	Resp Ratio	Final Conc
Naltrexol	Naltrexol-D3	4.429	11748	855828	0.0137	1.1108 <5
<u>Ketamine</u>	Ketamine-D4	5.701	1572564	1181835	1.3306	57.4484
<u>Quetiapine</u>	Quetiapine-D8	7.159	1518713	355713	4.2695	41.0845
Sufentanil	Sufentanil-D5	7.158	677	380320	0.0018	0.2711 <0.5
Cyclobenzaprine	Cyclobenzaprine-D3	7.272	579	333483	0.0017	2.3180 <5
Fluoxetine	Fluoxetine-D6	7.304	1739	962444	0.0018	2.8926 <25
Temazepam	Temazepam-D5	7.367	7105	2203564	0.0032	1.4821 <5

# ISP FORENSICS - Pocatello Instrument # 59740

## Multi-Drug Confirmatory Analysis Report

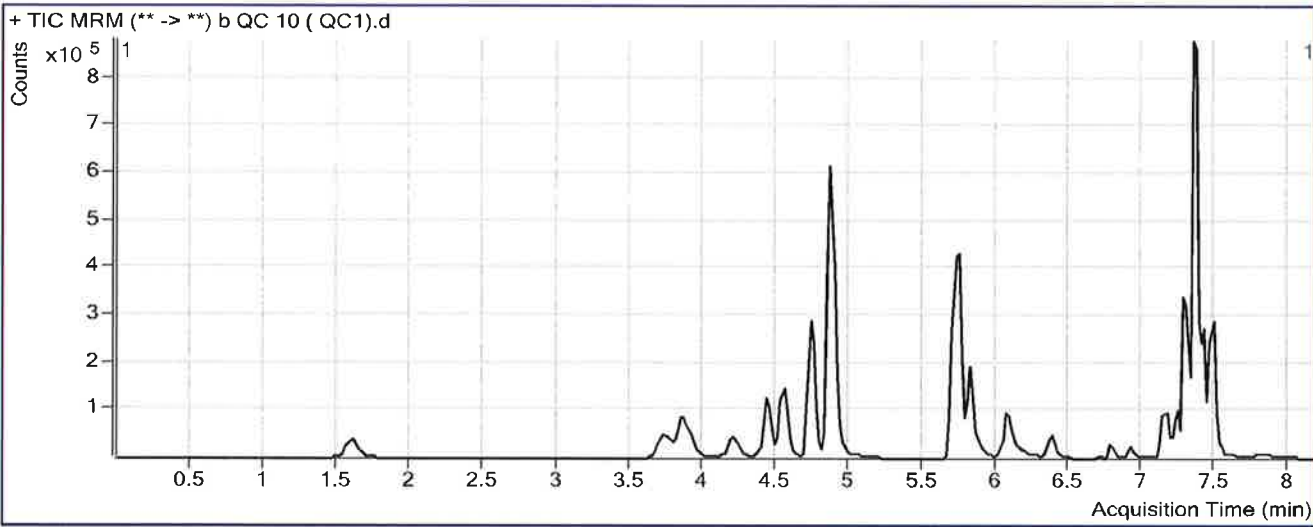
P

**Batch Data Path** C:\MassHunter\Data\2018\MD Quant\022018 MDQ P1 and P2 TS and SP\QuantResults\MDQ P1b 022018 SP.b  
**Analysis Time** 2/24/2018 12:46 PM **Analyst Name** ISPUser  
**Report Time** 2/27/2018 8:02 AM **Reporter Name** ISPUser  
**Last Calib Update** 2/24/2018 12:46 PM **Batch State** Processed

**Analysis Info**

**Acq Time** 2018-02-21 10:27 **Data File** b QC 10 ( QC1).d  
**Sample Type** QC **Sample Name** b QC 10 ( QC1)  
**Dilution** 1 **Acq Method** MD Quant Panel 1b 12-12-17.m  
**Position** P1-A2 **Sample Info**  
**Inj Vol** -1 **Comment** AM 28

**Sample Chromatogram**



**Results**

Compound	ISTD Compound	RT	Response	ISTD Resp	Resp Ratio	Final Conc
Oxymorphone	Oxymorphone-D3	1.608	51206	193890	0.2641	9.8018
Dihydrocodeine	Dihydrocodeine-D6	3.775	35226	223797	0.1574	9.0924
Naloxone	Naloxone-D5	3.930	70681	487888	0.1449	9.2652
Noroxycodone	Noroxycodone-D3	4.239	43743	159456	0.2743	9.0633
Naltrexone	Naltrexone-D3	4.452	76306	375546	0.2032	9.6561
Acetyl Norfentanyl	Acetyl Norfentanyl-D5	4.603	11979	541963	0.0221	0.9026
Naltrexol	Naltrexol-D3	4.749	171420	748580	0.2290	9.7118
O-desmethyl-tramadol	O-desmethyl-tramadol-D6	4.878	355074	1726835	0.2056	9.6128
Ketamine	Ketamine-D4	5.719	175548	850537	0.2064	9.3974
Norfentanyl	Norfentanyl-D5	5.762	13362	807490	0.0165	1.3135
alpha-PVP	alpha-PVP-d8	6.087	72580	388922	0.1866	9.1462
Acetyl Fentanyl	Acetyl Fentanyl-D5	6.378	2104	165728	0.0127	1.1208
Norbuprenorphine	Norbuprenorphine-D3	6.712	164	4764	0.0345	1.4083
Fentanyl	Fentanyl-D5	6.800	1593	90459	0.0176	1.0659
EDDP	EDDP-D3	6.930	9554	52606	0.1816	9.6099
Quetiapine	Quetiapine-D8	7.159	105079	102565	1.0245	10.3934
Sufentanil	Sufentanil-D5	7.158	1630	61522	0.0265	1.3321
Cyclobenzaprine	Cyclobenzaprine-D3	7.212	9545	49919	0.1912	8.8006
Methadone	Methadone-D9	7.242	41836	187299	0.2234	9.1662

outside P curve range

not evaluated P

# ISP FORENSICS - Pocatello Instrument # 59740

## Multi-Drug Confirmatory Analysis Report *b QC10*

*P*

Compound	ISTD Compound	RT	Response	ISTD Resp	Resp Ratio	Final Conc
Fluoxetine	Fluoxetine-D6	7.284	37556	178282	0.2107	12.2554
Oxazepam	Oxazepam-D5	7.308	99818	656684	0.1520	9.6088
Sertraline	Sertraline-D3	7.345	17361	82855	0.2095	9.2952
Temazepam	Temazepam-D5	7.367	334575	1967481	0.1701	9.8175
<del>Buprenorphine</del>	<del>Buprenorphine-D4</del>	<del>7.396</del>	<del>2018</del>	<del>44128</del>	<del>0.0457</del>	<del>3.1127</del>
Nordiazepam	Nordiazepam-D5	7.434	142027	446949	0.3178	9.5454
Diazepam	Diazepam-D5	7.490	93591	445011	0.2103	8.2602

*not evaluated P*

# ISP FORENSICS - Pocatello Instrument # 59740

## Multi-Drug Confirmatory Analysis Report

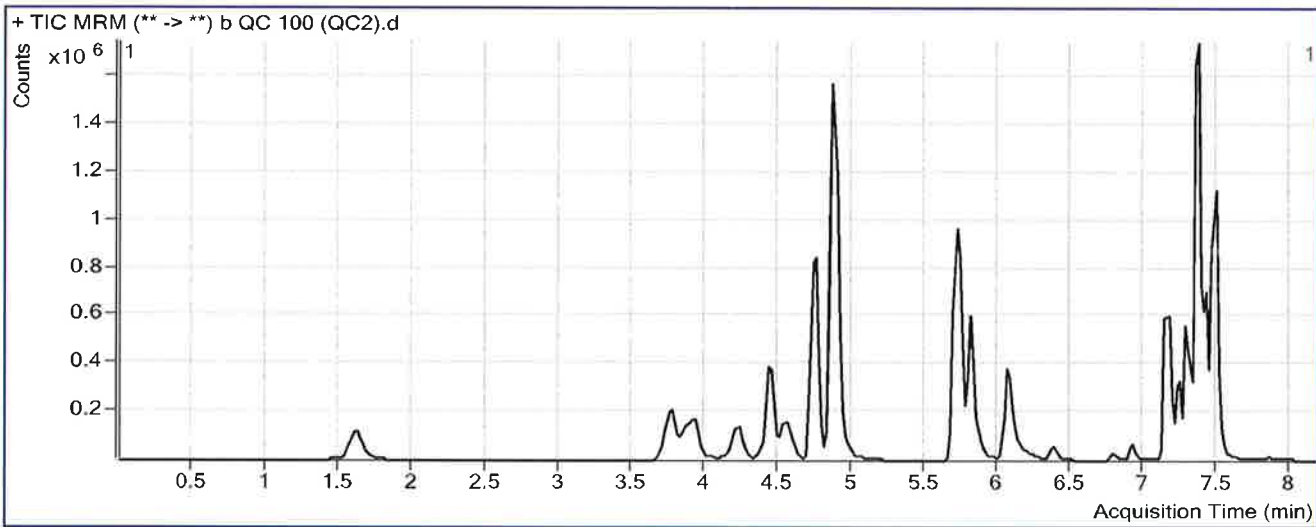
D

**Batch Data Path** C:\MassHunter\Data\2018\MD Quant\022018 MDQ P1 and P2 TS and SP\QuantResults\MDQ P1b 022018 SP.b  
**Analysis Time** 2/24/2018 12:46 PM **Analyst Name** ISPUser  
**Report Time** 2/27/2018 8:02 AM **Reporter Name** ISPUser  
**Last Calib Update** 2/24/2018 12:46 PM **Batch State** Processed

**Analysis Info**

**Acq Time** 2018-02-21 12:17 **Data File** b QC 100 (QC2).d  
**Sample Type** QC **Sample Name** b QC 100 (QC2)  
**Dilution** 1 **Acq Method** MD Quant Panel 1b 12-12-17.m  
**Position** P1-B2 **Sample Info**  
**Inj Vol** -1 **Comment** AM 28

**Sample Chromatogram**



**Results**

Compound	ISTD Compound	RT	Response	ISTD Resp	Resp Ratio	Final Conc
Oxymorphone	Oxymorphone-D3	1.628	539171	177366	3.0399	99.6249
Dihydrocodeine	Dihydrocodeine-D6	3.775	383845	217665	1.7635	101.2147
Naloxone	Naloxone-D5	3.930	696927	420055	1.6591	95.1324
Noroxycodone	Noroxycodone-D3	4.239	392484	156867	2.5020	80.2739
Naltrexone	Naltrexone-D3	4.452	752777	327401	2.2992	104.5309
Acetyl Norfentanyl	Acetyl Norfentanyl-D5	4.603	134661	533771	0.2523	9.2968
Naltrexol	Naltrexol-D3	4.749	1709065	707403	2.4160	97.0917
O-desmethyl-tramadol	O-desmethyl-tramadol-D6	4.878	3627382	1661202	2.1836	97.4815
Ketamine	Ketamine-D4	5.719	1872050	832982	2.2474	96.6338
Norfentanyl	Norfentanyl-D5	5.762	175938	856214	0.2055	9.7344
alpha-PVP	alpha-PVP-d8	6.067	905186	403722	2.2421	100.2007
Acetyl Fentanyl	Acetyl Fentanyl-D5	6.378	22841	159643	0.1431	9.0419
<del>Norbuprenorphine</del>	<del>Norbuprenorphine-D3</del>	<del>6.712</del>	<del>883</del>	<del>4699</del>	<del>0.1879</del>	<del>9.6742</del> <span style="color: blue; font-size: 1.2em; vertical-align: middle;">not evaluated</span>
Fentanyl	Fentanyl-D5	6.800	16902	86609	0.1952	10.3409
EDDP	EDDP-D3	6.930	122996	55735	2.2068	96.7026
Quetiapine	Quetiapine-D8	7.159	1193168	108747	10.9719	104.4761
Sufentanil	Sufentanil-D5	7.158	10930	53620	0.2038	8.9462
Cyclobenzaprine	Cyclobenzaprine-D3	7.212	130672	51158	2.5543	89.6470
Methadone	Methadone-D9	7.242	472641	181113	2.6096	102.1182

**ISP FORENSICS - Pocatello Instrument # 59740**

**Multi-Drug Confirmatory Analysis Report**

bQC100 P

Compound	ISTD Compound	RT	Response	ISTD Resp	Resp Ratio	Final Conc
Fluoxetine	Fluoxetine-D6	7.284	293446	137855	2.1287	98.2418
Oxazepam	Oxazepam-D5	7.308	455345	319285	1.4261	79.2617
Sertraline	Sertraline-D3	7.345	139677	64381	2.1695	88.0039
Temazepam	Temazepam-D5	7.367	2589053	1448635	1.7872	90.6181
<del>Buprenorphine</del>	<del>Buprenorphine-D4</del>	<del>7.396</del>	<del>16604</del>	<del>38575</del>	<del>0.4304</del>	<del>9.2383</del>
Nordiazepam	Nordiazepam-D5	7.434	1137969	347351	3.2761	90.7410
Diazepam	Diazepam-D5	7.490	1031535	406731	2.5362	93.0606

not evaluated P

# ISP FORENSICS - Pocatello Instrument # 59740

## Multi-Drug Confirmatory Analysis Report

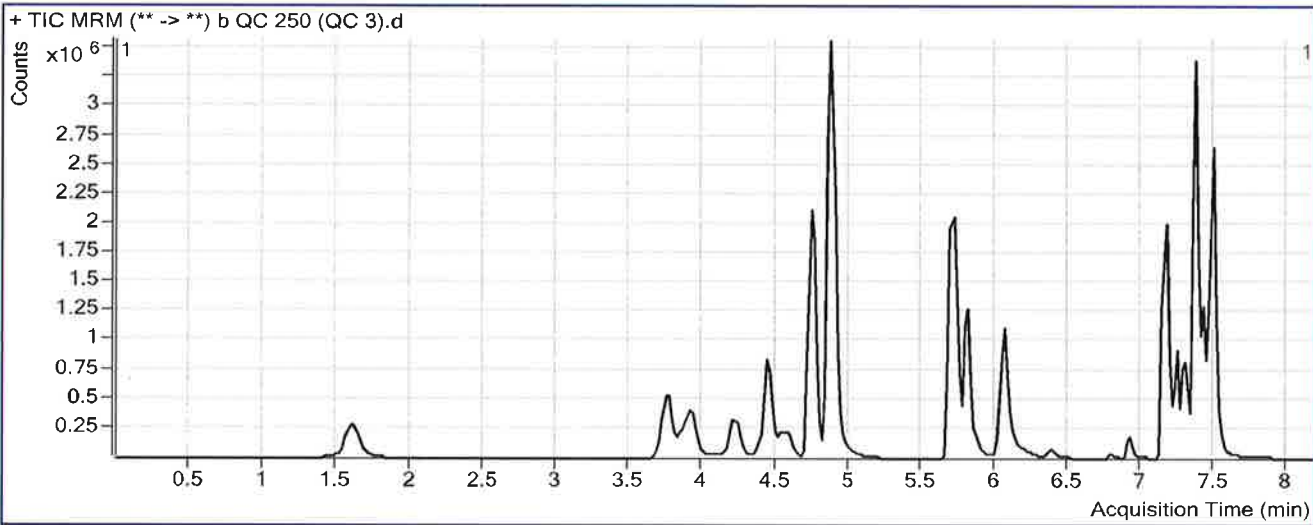
D

**Batch Data Path** C:\MassHunter\Data\2018\MD Quant\022018 MDQ P1 and P2 TS and SP\QuantResults\MDQ P1b 022018 SP.b  
**Analysis Time** 2/24/2018 12:46 PM **Analyst Name** ISPUser  
**Report Time** 2/27/2018 8:02 AM **Reporter Name** ISPUser  
**Last Calib Update** 2/24/2018 12:46 PM **Batch State** Processed

**Analysis Info**

**Acq Time** 2018-02-21 15:26 **Data File** b QC 250 (QC 3).d  
**Sample Type** QC **Sample Name** b QC 250 (QC 3)  
**Dilution** 1 **Acq Method** MD Quant Panel 1b 12-12-17.m  
**Position** P1-C2 **Sample Info**  
**Inj Vol** -1 **Comment** AM 28

**Sample Chromatogram**



**Results**

Compound	ISTD Compound	RT	Response	ISTD Resp	Resp Ratio	Final Conc
Oxymorphone	Oxymorphone-D3	1.608	1515933	194432	7.7967	253.5547
Dihydrocodeine	Dihydrocodeine-D6	3.775	1067501	243121	4.3908	251.9174
Naloxone	Naloxone-D5	3.909	1813942	426420	4.2539	242.2701
Noroxycodone	Noroxycodone-D3	4.219	1236983	135567	9.1245	291.9690
Naltrexone	Naltrexone-D3	4.432	1847714	337851	5.4690	248.0053
Acetyl Norfentanyl	Acetyl Norfentanyl-D5	4.603	397211	598615	0.6636	24.2949
Naltrexol	Naltrexol-D3	4.729	4799127	788907	6.0833	243.6172
O-desmethyl-tramadol	O-desmethyl-tramadol-D6	4.878	10358271	1842666	5.6214	250.1995
Ketamine	Ketamine-D4	5.701	5386912	906632	5.9417	254.5334
Norfentanyl	Norfentanyl-D5	5.742	516056	1011830	0.5100	23.3077
alpha-PVP	alpha-PVP-d8	6.067	2657356	481694	5.5167	245.2597
Acetyl Fentanyl	Acetyl Fentanyl-D5	6.378	62495	176109	0.3549	21.9089
<del>Norbuprenorphine</del>	<del>Norbuprenorphine-D3</del>	<del>6.712</del>	<del>2395</del>	<del>4435</del>	<del>0.5402</del>	<del>28.6542</del>
Fentanyl	Fentanyl-D5	6.800	39231	80563	0.4870	25.5850
EDDP	EDDP-D3	6.930	376389	65315	5.7626	249.6207
Quetiapine	Quetiapine-D8	7.159	3655077	135578	26.9592	255.6840
Sufentanil	Sufentanil-D5	7.158	27875	48758	0.5717	24.7385
Cyclobenzaprine	Cyclobenzaprine-D3	7.212	334563	49242	6.7943	234.7095
Methadone	Methadone-D9	7.242	1373722	208804	6.5790	256.7355

not evaluated P



**ISP FORENSICS - Pocatello Instrument # 59740**  
**Multi-Drug Confirmatory Analysis Report**

bQC 250 P

Compound	ISTD Compound	RT	Response	ISTD Resp	Resp Ratio	Final Conc
Fluoxetine	Fluoxetine-D6	7.284	726394	129407	5.6132	254.4602
Oxazepam	Oxazepam-D5	7.308	770007	191253	4.0261	221.3940
Sertraline	Sertraline-D3	7.345	379518	60139	6.3107	254.2987
Temazepam	Temazepam-D5	7.367	5502982	1252757	4.3927	220.7967
<del>Buprenorphine</del>	<del>Buprenorphine-D4</del>	<del>7.396</del>	<del>41104</del>	<del>37686</del>	<del>1.0907</del>	<del>19.7519</del>
Nordiazepam	Nordiazepam-D5	7.434	2043900	273086	7.4845	206.2432
Diazepam	Diazepam-D5	7.490	2564260	407329	6.2953	230.1190

not evaluated P

# ISP FORENSICS - Pocatello Instrument # 59740

## Multi-Drug Confirmatory Analysis Report

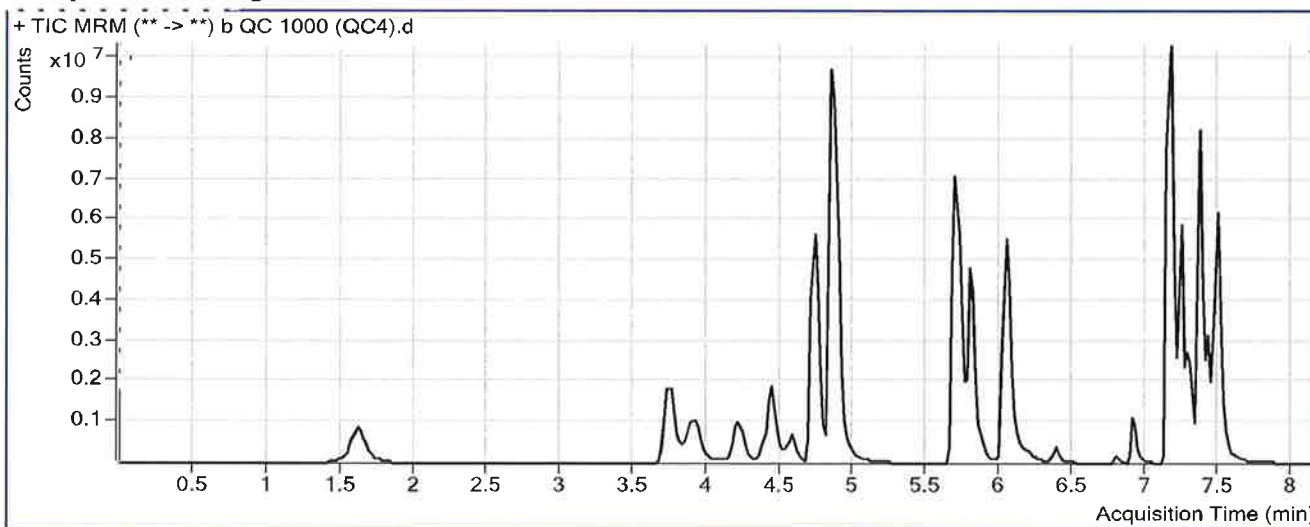
D

**Batch Data Path** C:\MassHunter\Data\2018\MD Quant\022018 MDQ P1 and P2 TS and SP\QuantResults\MDQ P1b 022018 SP.b  
**Analysis Time** 2/24/2018 12:46 PM **Analyst Name** ISPUser  
**Report Time** 2/27/2018 8:02 AM **Reporter Name** ISPUser  
**Last Calib Update** 2/24/2018 12:46 PM **Batch State** Processed

### Analysis Info

**Acq Time** 2018-02-21 17:31 **Data File** b QC 1000 (QC4).d  
**Sample Type** QC **Sample Name** b QC 1000 (QC4)  
**Dilution** 1 **Acq Method** MD Quant Panel 1b 12-12-17.m  
**Position** P1-D2 **Sample Info**  
**Inj Vol** -1 **Comment** AM 28

### Sample Chromatogram



### Results

Compound	ISTD Compound	RT	Response	ISTD Resp	Resp Ratio	Final Conc
Oxymorphone	Oxymorphone-D3	1.608	5230717	163413	32.0092	1037.0602
Dihydrocodeine	Dihydrocodeine-D6	3.755	3900560	228360	17.0808	979.8013
Naloxone	Naloxone-D5	3.909	5263425	280769	18.7464	1064.0815
Noroxycodone	Noroxycodone-D3	4.219	3122234	101176	30.8595	986.7489
Naltrexone	Naltrexone-D3	4.432	4766107	220888	21.5770	977.1084
Acetyl Norfentanyl	Acetyl Norfentanyl-D5	4.583	1655701	551303	3.0033	109.6192
Naltrexol	Naltrexol-D3	4.729	15337023	644208	23.8076	951.7865
O-desmethyl-tramadol	O-desmethyl-tramadol-D6	4.858	36784011	1632137	22.5373	1001.6702
Ketamine	Ketamine-D4	5.701	21487414	860946	24.9579	1067.3213
Norfentanyl	Norfentanyl-D5	5.742	2267587	913259	2.4830	111.2416
alpha-PVP	alpha-PVP-d8	6.047	13003639	562633	23.1121	1024.7090
Acetyl Fentanyl	Acetyl Fentanyl-D5	6.378	530786	331270	1.6023	97.6928
<del>Norbuprenorphine</del>	<del>Norbuprenorphine-D3</del>	<del>6.712</del>	<del>11092</del>	<del>5526</del>	<del>2.0073</del>	<del>107.7085</del>
Fentanyl	Fentanyl-D5	6.800	285022	128241	2.2226	116.2513
EDDP	EDDP-D3	6.910	2327519	103473	22.4941	969.1500
Quetiapine	Quetiapine-D8	7.159	20097237	207625	96.7958	916.1990
Sufentanil	Sufentanil-D5	7.158	225926	99159	2.2784	98.0116
Cyclobenzaprine	Cyclobenzaprine-D3	7.212	2211754	74229	29.7963	1021.6741
Methadone	Methadone-D9	7.242	9567251	362994	26.3565	1027.1205

not evaluated D

**ISP FORENSICS - Pocatello Instrument # 59740**  
**Multi-Drug Confirmatory Analysis Report**

b QC 1000 P

Compound	ISTD Compound	RT	Response	ISTD Resp	Resp Ratio	Final Conc
Fluoxetine	Fluoxetine-D6	7.284	3257694	146845	22.1846	997.3730
Oxazepam	Oxazepam-D5	7.308	1775641	102998	17.2396	943.7345
Sertraline	Sertraline-D3	7.345	1701001	71215	23.8853	960.0463
Temazepam	Temazepam-D5	7.367	13920763	744463	18.6991	935.5964
<del>Buprenorphine</del>	<del>Buprenorphine-D4</del>	<del>7.396</del>	<del>238355</del>	<del>42817</del>	<del>5.5668</del>	<del>91.0269</del>
Nordiazepam	Nordiazepam-D5	7.434	4698658	147660	31.8207	874.1798
Diazepam	Diazepam-D5	7.490	7363870	290004	25.3923	926.3961

not evaluated P

# ISP FORENSICS

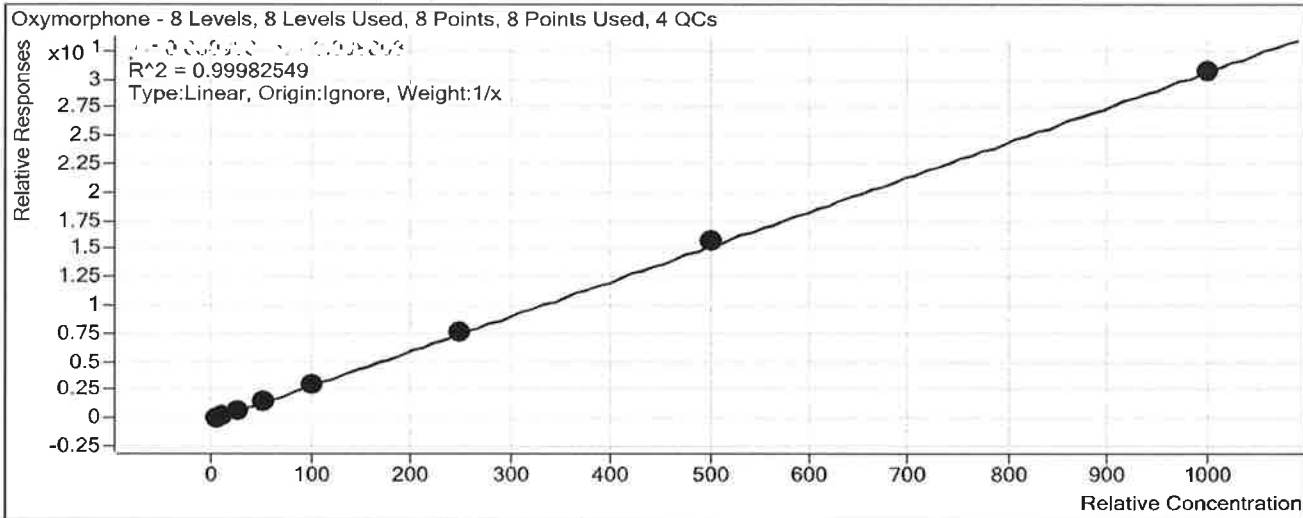
## Calibration Curve Report

*SP*

**Batch Data Path** C:\MassHunter\Data\2018\MD Quant\022018 MDQ P1 and P2 TS and SP\QuantResults\MDQ P1b 022018 SP.batch.bin

**Last Calib Update** 2/24/2018 12:46 PM      **Analyst Name** ISP TOX

**Target Compound** Oxymorphone  
**Internal Standard** Oxymorphone-D3



Sample	Level	Enabled	Exp Conc	Final Conc	Accuracy
b cal 1-5ng	1	<input checked="" type="checkbox"/>	5	5.4	108.6
b cal 2-10ng	2	<input checked="" type="checkbox"/>	10	9.8	98.4
b QC 10 ( QC1)	2	<input checked="" type="checkbox"/>	10	9.8	98.0
b cal 3-25ng	3	<input checked="" type="checkbox"/>	25	23.9	95.6
b cal 4-50ng	4	<input checked="" type="checkbox"/>	50	48.6	97.3
b cal 5-100ng	5	<input checked="" type="checkbox"/>	100	98.6	98.6
b QC 100 (QC2)	5	<input checked="" type="checkbox"/>	100	99.6	99.6
b cal 6-250ng	6	<input checked="" type="checkbox"/>	250	251.3	100.5
b QC 250 (QC 3)	6	<input checked="" type="checkbox"/>	250	253.6	101.4
b cal 7-500ng	7	<input checked="" type="checkbox"/>	500	508.0	101.6
b cal 8-1000ng	8	<input checked="" type="checkbox"/>	1000	994.3	99.4
b QC 1000 (QC4)	8	<input checked="" type="checkbox"/>	1000	1037.1	103.7

# ISP FORENSICS Calibration Curve Report

P

**Batch Data Path**

C:\MassHunter\Data\2018\MD Quant\022018 MDQ P1 and P2 TS and SP\QuantResults\MDQ P1b 022018 SP.batch.bin

**Last Calib Update**

2/24/2018 12:46 PM

**Analyst Name**

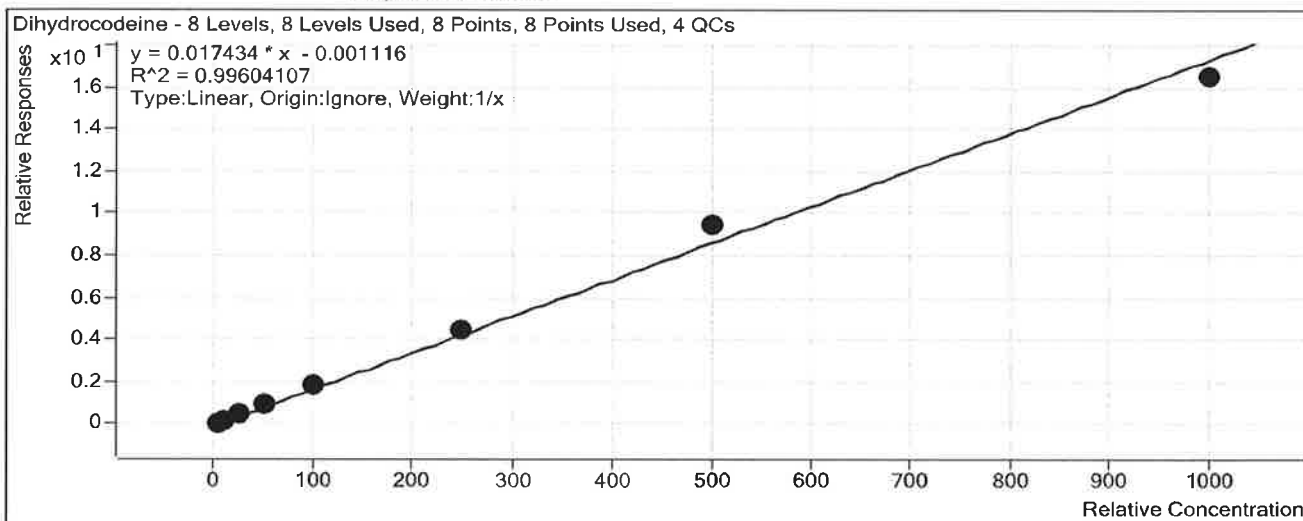
ISP TOX

**Target Compound**

*Dihydrocodeine*

**Internal Standard**

*Dihydrocodeine-D6*



Sample	Level	Enabled	Exp Conc	Final Conc	Accuracy
b cal 1-5ng	1	<input checked="" type="checkbox"/>	5	4.6	91.4
b cal 2-10ng	2	<input checked="" type="checkbox"/>	10	9.4	94.2
b QC 10 ( QC1)	2	<input checked="" type="checkbox"/>	10	9.1	90.9
b cal 3-25ng	3	<input checked="" type="checkbox"/>	25	25.3	101.1
b cal 4-50ng	4	<input checked="" type="checkbox"/>	50	51.0	102.1
b cal 5-100ng	5	<input checked="" type="checkbox"/>	100	105.5	105.5
b QC 100 (QC2)	5	<input checked="" type="checkbox"/>	100	101.2	101.2
b cal 6-250ng	6	<input checked="" type="checkbox"/>	250	256.8	102.7
b QC 250 (QC 3)	6	<input checked="" type="checkbox"/>	250	251.9	100.8
b cal 7-500ng	7	<input checked="" type="checkbox"/>	500	541.8	108.4
b cal 8-1000ng	8	<input checked="" type="checkbox"/>	1000	945.6	94.6
b QC 1000 (QC4)	8	<input checked="" type="checkbox"/>	1000	979.8	98.0

# ISP FORENSICS

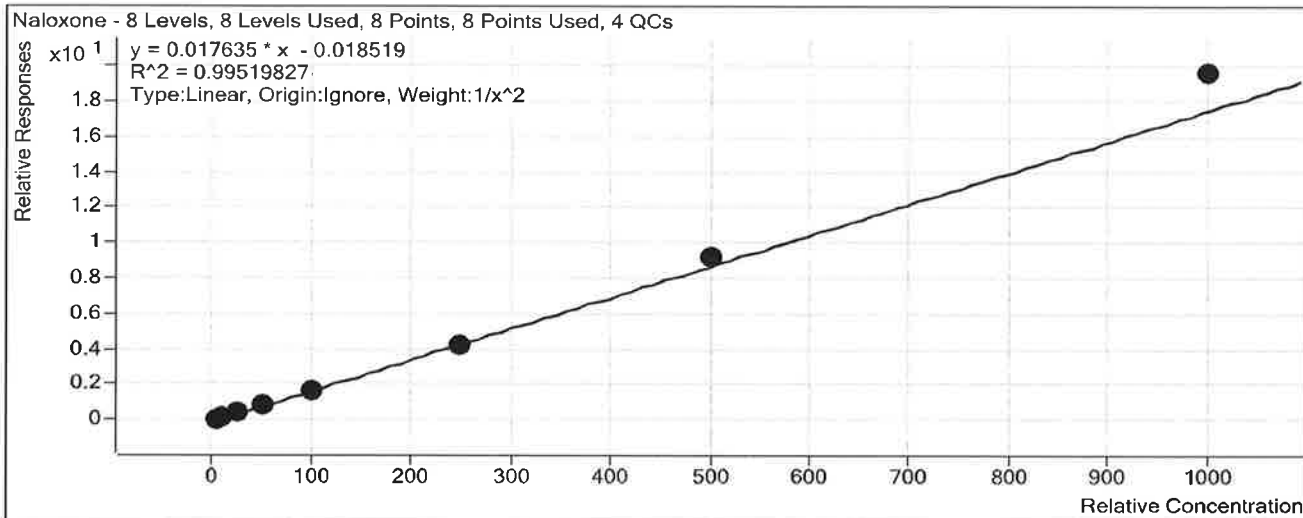
## Calibration Curve Report

D

**Batch Data Path** C:\MassHunter\Data\2018\MD Quant\022018 MDQ P1 and P2 TS and SP\QuantResults\MDQ P1b 022018 SP.batch.bin

**Last Calib Update** 2/24/2018 12:46 PM      **Analyst Name** ISP TOX

**Target Compound** Naloxone  
**Internal Standard** Naloxone-D5



Sample	Level	Enabled	Exp Conc	Final Conc	Accuracy
b cal 1-5ng	1	<input checked="" type="checkbox"/>	5	5.2	103.9
b cal 2-10ng	2	<input checked="" type="checkbox"/>	10	9.5	94.8
b QC 10 ( QC1)	2	<input checked="" type="checkbox"/>	10	9.3	92.7
b cal 3-25ng	3	<input checked="" type="checkbox"/>	25	24.3	97.2
b cal 4-50ng	4	<input checked="" type="checkbox"/>	50	47.0	94.0
b cal 5-100ng	5	<input checked="" type="checkbox"/>	100	97.7	97.7
b QC 100 (QC2)	5	<input checked="" type="checkbox"/>	100	95.1	95.1
b cal 6-250ng	6	<input checked="" type="checkbox"/>	250	240.7	96.3
b QC 250 (QC 3)	6	<input checked="" type="checkbox"/>	250	242.3	96.9
b cal 7-500ng	7	<input checked="" type="checkbox"/>	500	525.3	105.1
b cal 8-1000ng	8	<input checked="" type="checkbox"/>	1000	1111.3	111.1
b QC 1000 (QC4)	8	<input checked="" type="checkbox"/>	1000	1064.1	106.4

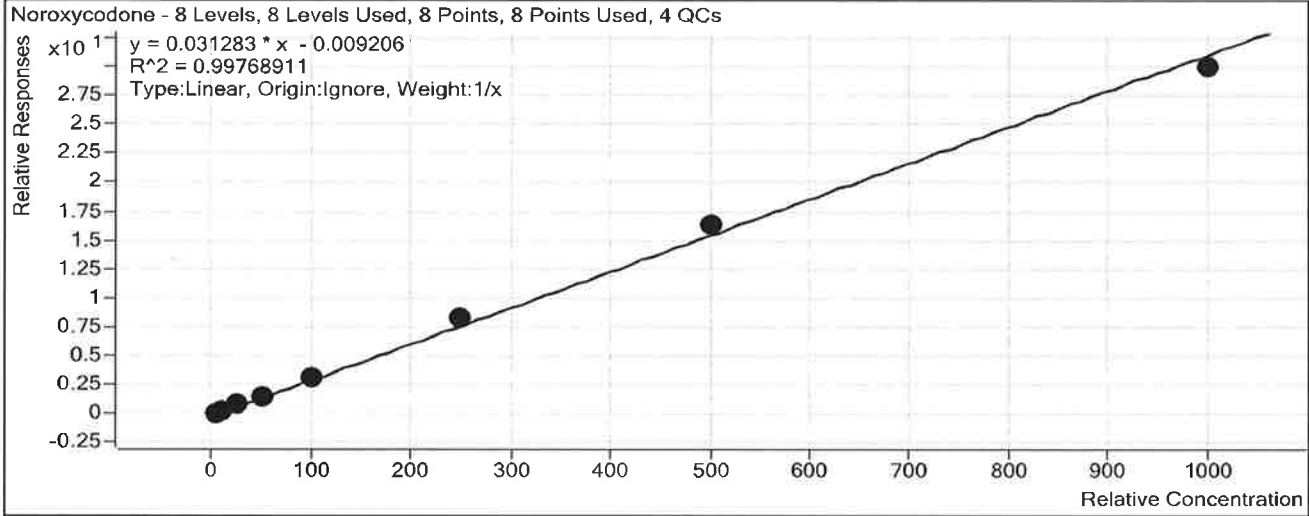
# ISP FORENSICS

## Calibration Curve Report

**Batch Data Path** C:\MassHunter\Data\2018\MD Quant\022018 MDQ P1 and P2 TS and SP\QuantResults\MDQ P1b 022018 SP.batch.bin

**Last Calib Update** 2/24/2018 12:46 PM      **Analyst Name** ISP TOX

**Target Compound** *Noroxycodone*  
**Internal Standard** *Noroxycodone-D3*



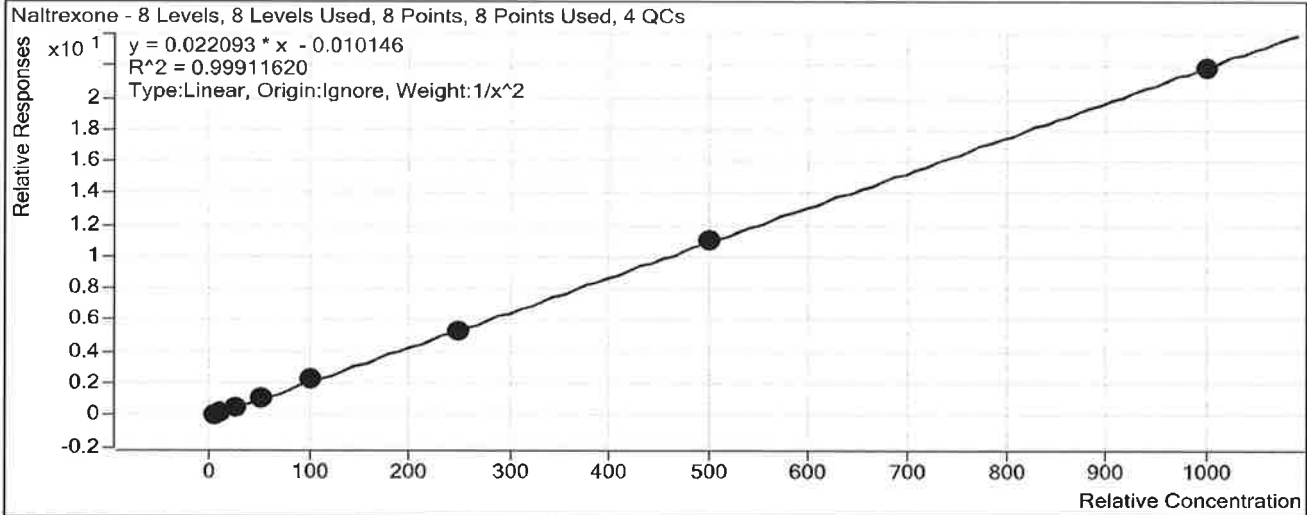
Sample	Level	Enabled	Exp Conc	Final Conc	Accuracy
b cal 1-5ng	1	<input checked="" type="checkbox"/>	5	4.6	91.4
b cal 2-10ng	2	<input checked="" type="checkbox"/>	10	9.8	98.2
b QC 10 ( QC1)	2	<input checked="" type="checkbox"/>	10	9.1	90.6
b cal 3-25ng	3	<input checked="" type="checkbox"/>	25	25.0	100.2
b cal 4-50ng	4	<input checked="" type="checkbox"/>	50	50.2	100.5
b cal 5-100ng	5	<input checked="" type="checkbox"/>	100	103.3	103.3
b QC 100 (QC2)	5	<input checked="" type="checkbox"/>	100	80.3	80.3
b cal 6-250ng	6	<input checked="" type="checkbox"/>	250	263.8	105.5
b QC 250 (QC 3)	6	<input checked="" type="checkbox"/>	250	292.0	116.8
b cal 7-500ng	7	<input checked="" type="checkbox"/>	500	526.0	105.2
b cal 8-1000ng	8	<input checked="" type="checkbox"/>	1000	957.2	95.7
b QC 1000 (QC4)	8	<input checked="" type="checkbox"/>	1000	986.7	98.7

# ISP FORENSICS Calibration Curve Report

**Batch Data Path** C:\MassHunter\Data\2018\MD Quant\022018 MDQ P1 and P2 TS and SP\QuantResults\MDQ P1b 022018 SP.batch.bin

**Last Calib Update** 2/24/2018 12:46 PM **Analyst Name** ISP TOX

**Target Compound** Naltrexone  
**Internal Standard** Naltrexone-D3



Sample	Level	Enabled	Exp Conc	Final Conc	Accuracy
b cal 1-5ng	1	<input checked="" type="checkbox"/>	5	5.0	100.3
b cal 2-10ng	2	<input checked="" type="checkbox"/>	10	9.8	98.2
b QC 10 ( QC1)	2	<input checked="" type="checkbox"/>	10	9.7	96.6
b cal 3-25ng	3	<input checked="" type="checkbox"/>	25	25.8	103.4
b cal 4-50ng	4	<input checked="" type="checkbox"/>	50	48.6	97.3
b cal 5-100ng	5	<input checked="" type="checkbox"/>	100	104.1	104.1
b QC 100 (QC2)	5	<input checked="" type="checkbox"/>	100	104.5	104.5
b cal 6-250ng	6	<input checked="" type="checkbox"/>	250	243.8	97.5
b QC 250 (QC 3)	6	<input checked="" type="checkbox"/>	250	248.0	99.2
b cal 7-500ng	7	<input checked="" type="checkbox"/>	500	501.6	100.3
b cal 8-1000ng	8	<input checked="" type="checkbox"/>	1000	988.5	98.8
b QC 1000 (QC4)	8	<input checked="" type="checkbox"/>	1000	977.1	97.7



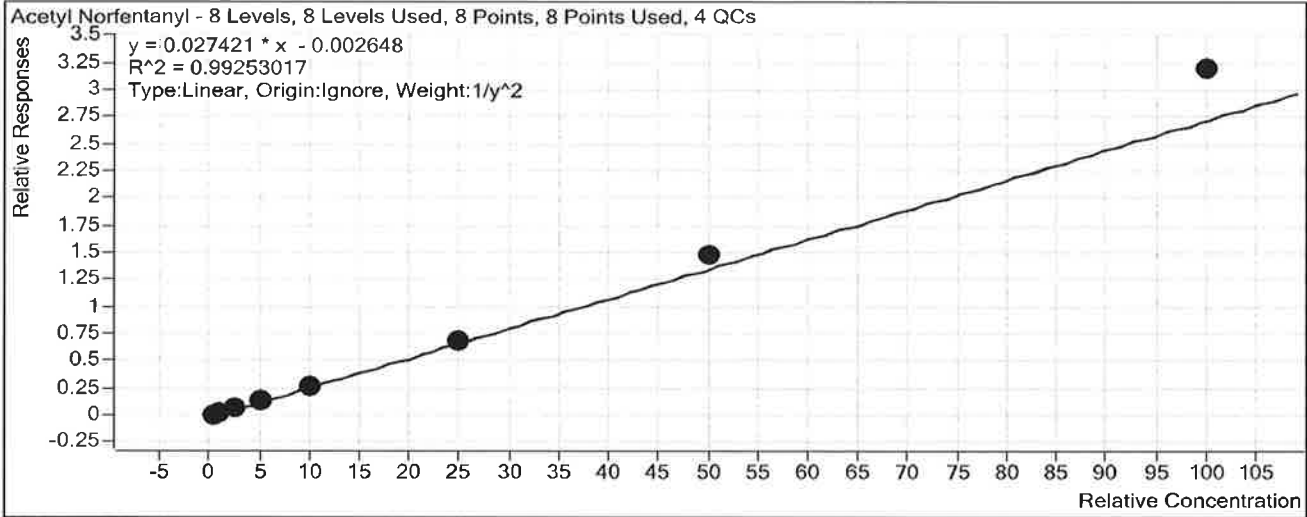
# ISP FORENSICS

## Calibration Curve Report

**Batch Data Path** C:\MassHunter\Data\2018\MD Quant\022018 MDQ P1 and P2 TS and SP\QuantResults\MDQ P1b 022018 SP.batch.bin

**Last Calib Update** 2/24/2018 12:46 PM      **Analyst Name** ISP TOX


**Target Compound** *Acetyl Norfentanyl*  
**Internal Standard** *Acetyl Norfentanyl-D5*



Sample	Level	Enabled	Exp Conc	Final Conc	Accuracy
b cal 1-5ng	1	<input checked="" type="checkbox"/>	0.5	0.5	103.2
b cal 2-10ng	2	<input checked="" type="checkbox"/>	1	1.0	96.5
b QC 10 ( QC1)	2	<input checked="" type="checkbox"/>	1	0.9	90.3
b cal 3-25ng	3	<input checked="" type="checkbox"/>	2.5	2.4	94.2
b cal 4-50ng	4	<input checked="" type="checkbox"/>	5	4.7	94.2
b cal 5-100ng	5	<input checked="" type="checkbox"/>	10	9.5	95.4
b QC 100 (QC2)	5	<input checked="" type="checkbox"/>	10	9.3	93.0
b cal 6-250ng	6	<input checked="" type="checkbox"/>	25	24.9	99.5
b QC 250 (QC 3)	6	<input checked="" type="checkbox"/>	25	24.3	97.2
b cal 7-500ng	7	<input checked="" type="checkbox"/>	50	54.4	108.8
b cal 8-1000ng	8	<input checked="" type="checkbox"/>	100	116.5	116.5
b QC 1000 (QC4)	8	<input checked="" type="checkbox"/>	100	109.6	109.6

# ISP FORENSICS

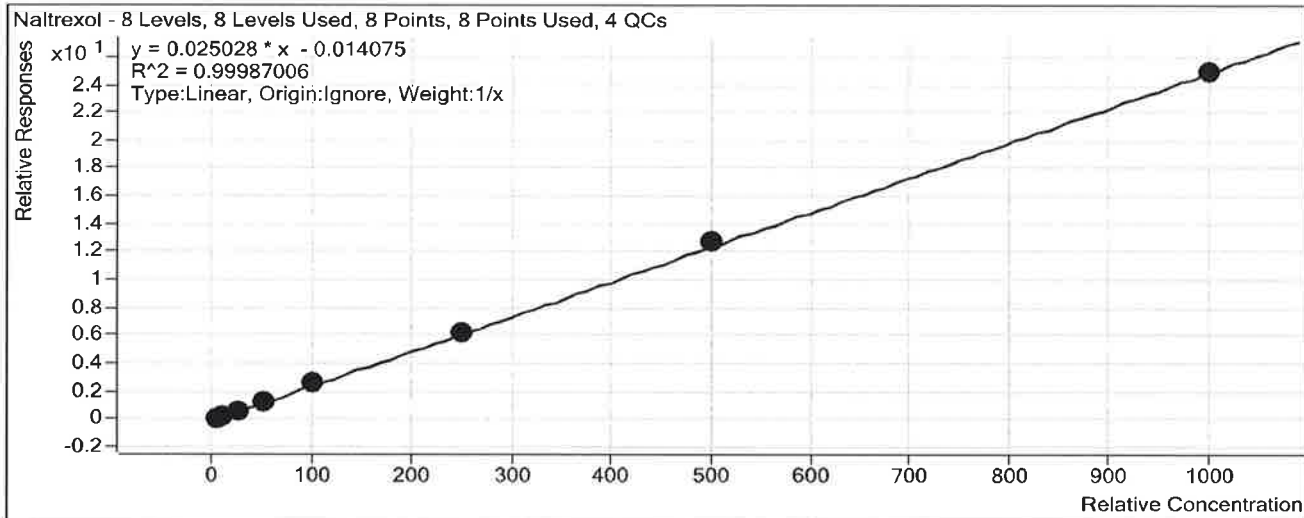
## Calibration Curve Report



**Batch Data Path** C:\MassHunter\Data\2018\MD Quant\022018 MDQ P1 and P2 TS and SP\QuantResults\MDQ  
P1b 022018 SP.batch.bin

**Last Calib Update** 2/24/2018 12:46 PM      **Analyst Name** ISP TOX

**Target Compound** *Naltrexol*  
**Internal Standard** *Naltrexol-D3*



Sample	Level	Enabled	Exp Conc	Final Conc	Accuracy
b cal 1-5ng	1	<input checked="" type="checkbox"/>	5	4.9	99.0
b cal 2-10ng	2	<input checked="" type="checkbox"/>	10	9.9	99.4
b QC 10 ( QC1)	2	<input checked="" type="checkbox"/>	10	9.7	97.1
b cal 3-25ng	3	<input checked="" type="checkbox"/>	25	25.3	101.3
b cal 4-50ng	4	<input checked="" type="checkbox"/>	50	49.2	98.4
b cal 5-100ng	5	<input checked="" type="checkbox"/>	100	102.3	102.3
b QC 100 (QC2)	5	<input checked="" type="checkbox"/>	100	97.1	97.1
b cal 6-250ng	6	<input checked="" type="checkbox"/>	250	246.9	98.8
b QC 250 (QC 3)	6	<input checked="" type="checkbox"/>	250	243.6	97.4
b cal 7-500ng	7	<input checked="" type="checkbox"/>	500	506.7	101.3
b cal 8-1000ng	8	<input checked="" type="checkbox"/>	1000	994.6	99.5
b QC 1000 (QC4)	8	<input checked="" type="checkbox"/>	1000	951.8	95.2

# ISP FORENSICS

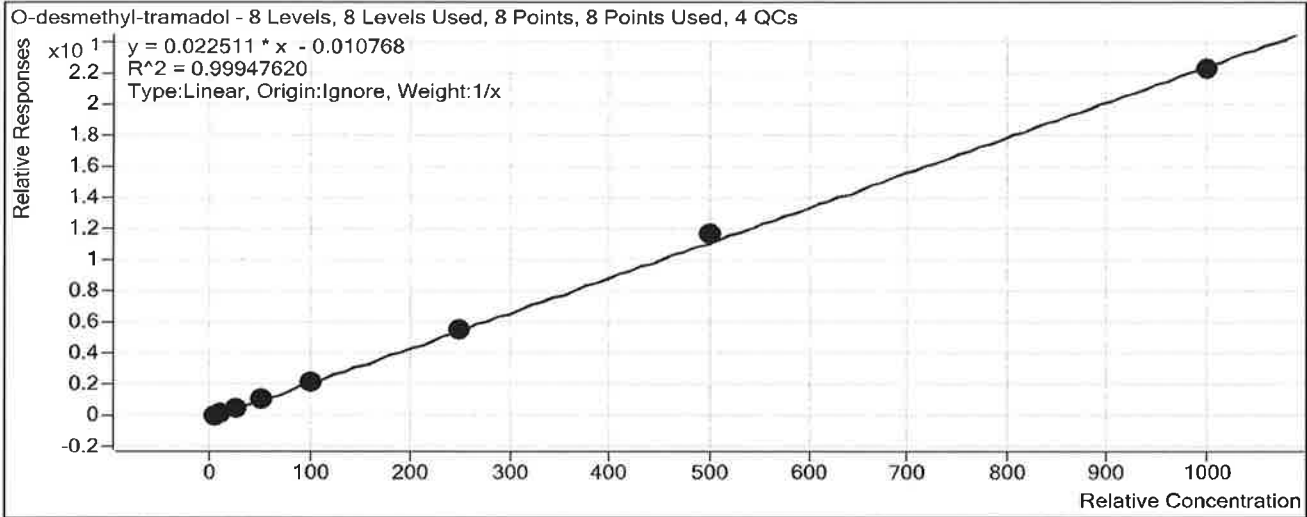
## Calibration Curve Report

PS

**Batch Data Path** C:\MassHunter\Data\2018\MD Quant\022018 MDQ P1 and P2 TS and SP\QuantResults\MDQ P1b 022018 SP.batch.bin

**Last Calib Update** 2/24/2018 12:46 PM      **Analyst Name** ISP TOX

**Target Compound** *O-desmethyl-tramadol*  
**Internal Standard** *O-desmethyl-tramadol-D6*



Sample	Level	Enabled	Exp Conc	Final Conc	Accuracy
b cal 1-5ng	1	<input checked="" type="checkbox"/>	5	4.9	98.6
b cal 2-10ng	2	<input checked="" type="checkbox"/>	10	10.2	101.6
b QC 10 ( QC1)	2	<input checked="" type="checkbox"/>	10	9.6	96.1
b cal 3-25ng	3	<input checked="" type="checkbox"/>	25	25.5	102.1
b cal 4-50ng	4	<input checked="" type="checkbox"/>	50	48.3	96.6
b cal 5-100ng	5	<input checked="" type="checkbox"/>	100	100.0	100.0
b QC 100 (QC2)	5	<input checked="" type="checkbox"/>	100	97.5	97.5
b cal 6-250ng	6	<input checked="" type="checkbox"/>	250	247.4	99.0
b QC 250 (QC 3)	6	<input checked="" type="checkbox"/>	250	250.2	100.1
b cal 7-500ng	7	<input checked="" type="checkbox"/>	500	517.8	103.6
b cal 8-1000ng	8	<input checked="" type="checkbox"/>	1000	985.9	98.6
b QC 1000 (QC4)	8	<input checked="" type="checkbox"/>	1000	1001.7	100.2

# ISP FORENSICS

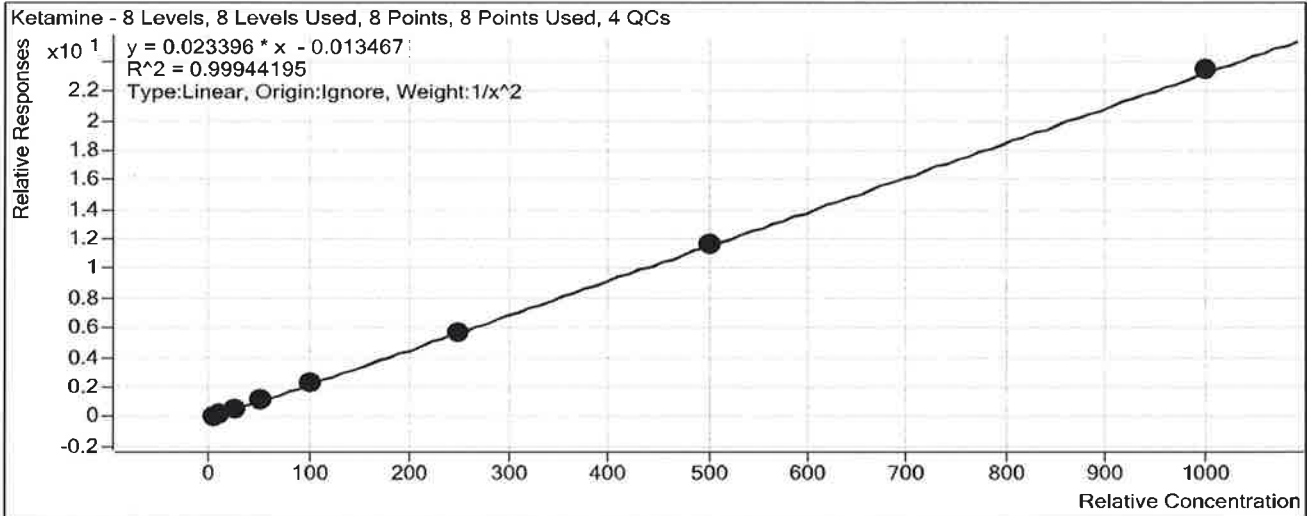
## Calibration Curve Report



**Batch Data Path** C:\MassHunter\Data\2018\MD Quant\022018 MDQ P1 and P2 TS and SP\QuantResults\MDQ  
P1b 022018 SP.batch.bin

**Last Calib Update** 2/24/2018 12:46 PM      **Analyst Name** ISP TOX

**Target Compound** Ketamine  
**Internal Standard** Ketamine-D4



Sample	Level	Enabled	Exp Conc	Final Conc	Accuracy
b cal 1-5ng	1	<input checked="" type="checkbox"/>	5	5.0	100.2
b cal 2-10ng	2	<input checked="" type="checkbox"/>	10	9.8	98.2
b QC 10 ( QC1)	2	<input checked="" type="checkbox"/>	10	9.4	94.0
b cal 3-25ng	3	<input checked="" type="checkbox"/>	25	25.9	103.7
b cal 4-50ng	4	<input checked="" type="checkbox"/>	50	49.7	99.4
b cal 5-100ng	5	<input checked="" type="checkbox"/>	100	100.7	100.7
b QC 100 (QC2)	5	<input checked="" type="checkbox"/>	100	96.6	96.6
b cal 6-250ng	6	<input checked="" type="checkbox"/>	250	241.6	96.7
b QC 250 (QC 3)	6	<input checked="" type="checkbox"/>	250	254.5	101.8
b cal 7-500ng	7	<input checked="" type="checkbox"/>	500	504.0	100.8
b cal 8-1000ng	8	<input checked="" type="checkbox"/>	1000	1003.1	100.3
b QC 1000 (QC4)	8	<input checked="" type="checkbox"/>	1000	1067.3	106.7

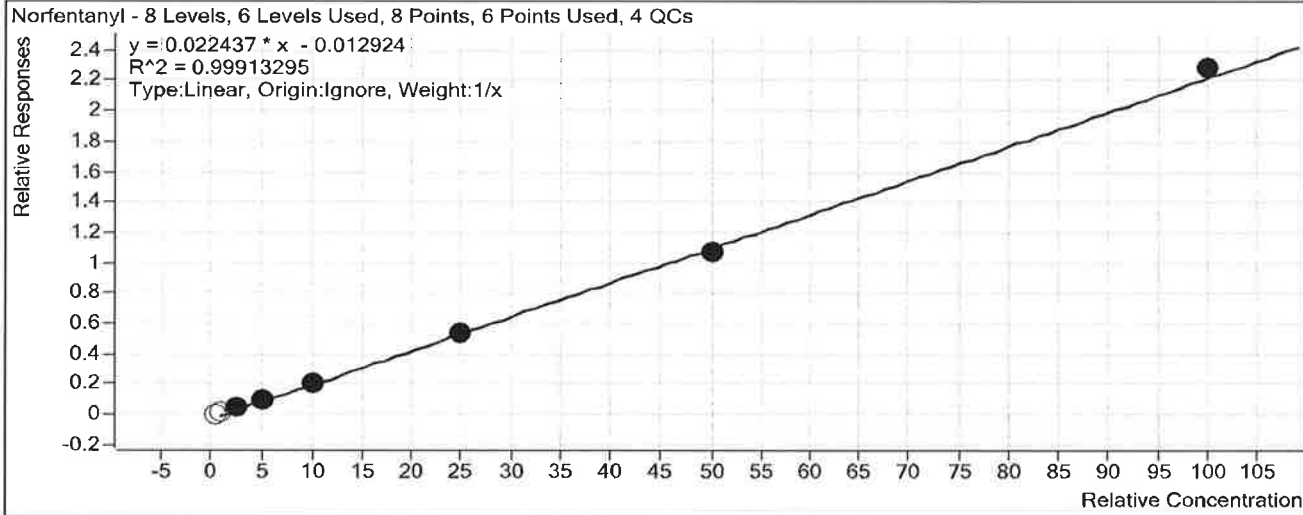
# ISP FORENSICS

## Calibration Curve Report

**Batch Data Path** C:\MassHunter\Data\2018\MD Quant\022018 MDQ P1 and P2 TS and SP\QuantResults\MDQ P1b 022018 SP.batch.bin

**Last Calib Update** 2/24/2018 12:46 PM **Analyst Name** ISP TOX

**Target Compound** Norfentanyl  
**Internal Standard** Norfentanyl-D5



Sample	Level	Enabled	Exp Conc	Final Conc	Accuracy
b cal 1-5ng	1	<input type="checkbox"/>	0.5	0.9	188.7
b cal 2-10ng	2	<input type="checkbox"/>	1	1.4	138.4
b QC 10 ( QC1)	2	<input type="checkbox"/>	1	1.3	131.4
b cal 3-25ng	3	<input checked="" type="checkbox"/>	2.5	2.6	103.1
b cal 4-50ng	4	<input checked="" type="checkbox"/>	5	5.0	100.3
b cal 5-100ng	5	<input checked="" type="checkbox"/>	10	9.9	99.4
b QC 100 (QC2)	5	<input checked="" type="checkbox"/>	10	9.7	97.3
b cal 6-250ng	6	<input checked="" type="checkbox"/>	25	24.7	98.8
b QC 250 (QC 3)	6	<input checked="" type="checkbox"/>	25	23.3	93.2
b cal 7-500ng	7	<input checked="" type="checkbox"/>	50	48.1	96.2
b cal 8-1000ng	8	<input checked="" type="checkbox"/>	100	102.2	102.2
b QC 1000 (QC4)	8	<input checked="" type="checkbox"/>	100	111.2	111.2

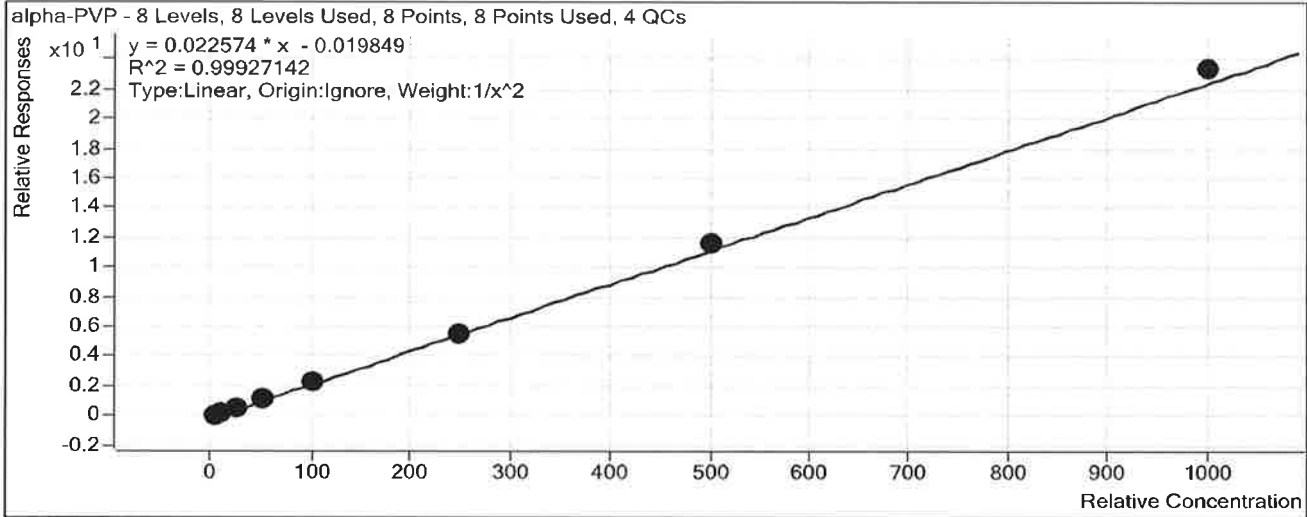
# ISP FORENSICS

## Calibration Curve Report

**Batch Data Path** C:\MassHunter\Data\2018\MD Quant\022018 MDQ P1 and P2 TS and SP\QuantResults\MDQ P1b 022018 SP.batch.bin

**Last Calib Update** 2/24/2018 12:46 PM      **Analyst Name** ISP TOX

**Target Compound** *alpha-PVP*  
**Internal Standard** *alpha-PVP-d8*



Sample	Level	Enabled	Exp Conc	Final Conc	Accuracy
b cal 1-5ng	1	<input checked="" type="checkbox"/>	5	5.0	100.9
b cal 2-10ng	2	<input checked="" type="checkbox"/>	10	9.9	99.5
b QC 10 ( QC1)	2	<input checked="" type="checkbox"/>	10	9.1	91.5
b cal 3-25ng	3	<input checked="" type="checkbox"/>	25	24.6	98.2
b cal 4-50ng	4	<input checked="" type="checkbox"/>	50	48.6	97.2
b cal 5-100ng	5	<input checked="" type="checkbox"/>	100	100.2	100.2
b QC 100 (QC2)	5	<input checked="" type="checkbox"/>	100	100.2	100.2
b cal 6-250ng	6	<input checked="" type="checkbox"/>	250	244.1	97.7
b QC 250 (QC 3)	6	<input checked="" type="checkbox"/>	250	245.3	98.1
b cal 7-500ng	7	<input checked="" type="checkbox"/>	500	514.5	102.9
b cal 8-1000ng	8	<input checked="" type="checkbox"/>	1000	1035.1	103.5
b QC 1000 (QC4)	8	<input checked="" type="checkbox"/>	1000	1024.7	102.5

# ISP FORENSICS

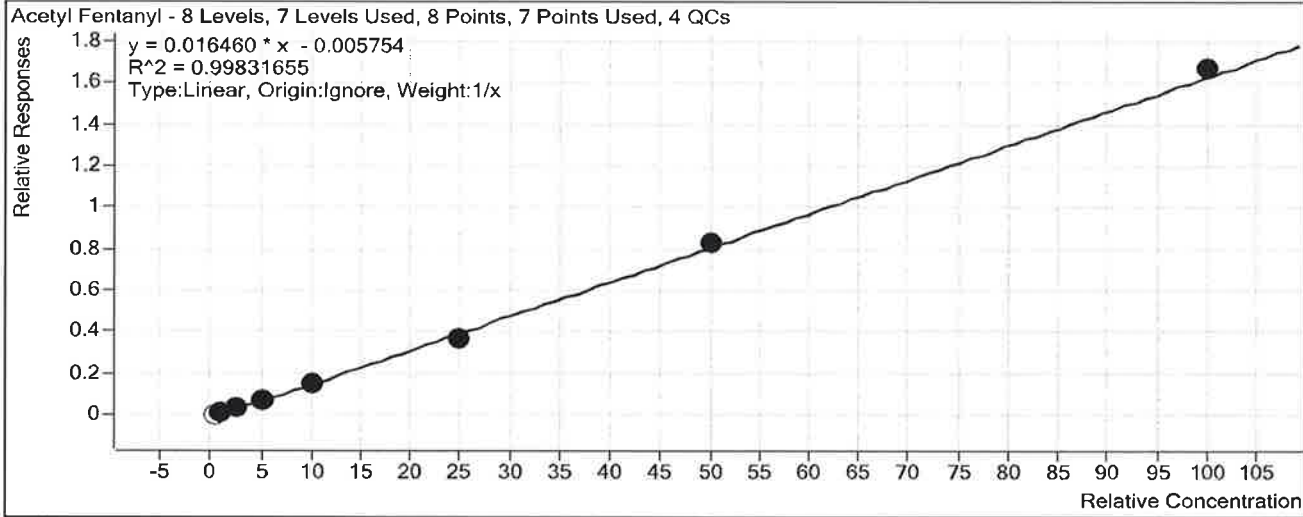
## Calibration Curve Report

**Batch Data Path** C:\MassHunter\Data\2018\MD Quant\022018 MDQ P1 and P2 TS and SP\QuantResults\MDQ P1b 022018 SP.batch.bin

**Last Calib Update** 2/24/2018 12:46 PM **Analyst Name** ISP TOX

P

**Target Compound** *Acetyl Fentanyl*  
**Internal Standard** *Acetyl Fentanyl-D5*



Sample	Level	Enabled	Exp Conc	Final Conc	Accuracy
b cal 1-5ng	1	<input type="checkbox"/>	0.5	0.8	150.5
b cal 2-10ng	2	<input checked="" type="checkbox"/>	1	1.1	114.6
b QC 10 (QC1)	2	<input checked="" type="checkbox"/>	1	1.1	112.1
b cal 3-25ng	3	<input checked="" type="checkbox"/>	2.5	2.4	94.3
b cal 4-50ng	4	<input checked="" type="checkbox"/>	5	5.0	99.7
b cal 5-100ng	5	<input checked="" type="checkbox"/>	10	9.7	96.8
b QC 100 (QC2)	5	<input checked="" type="checkbox"/>	10	9.0	90.4
b cal 6-250ng	6	<input checked="" type="checkbox"/>	25	22.8	91.1
b QC 250 (QC 3)	6	<input checked="" type="checkbox"/>	25	21.9	87.6
b cal 7-500ng	7	<input checked="" type="checkbox"/>	50	50.9	101.7
b cal 8-1000ng	8	<input checked="" type="checkbox"/>	100	101.7	101.7
b QC 1000 (QC4)	8	<input checked="" type="checkbox"/>	100	97.7	97.7

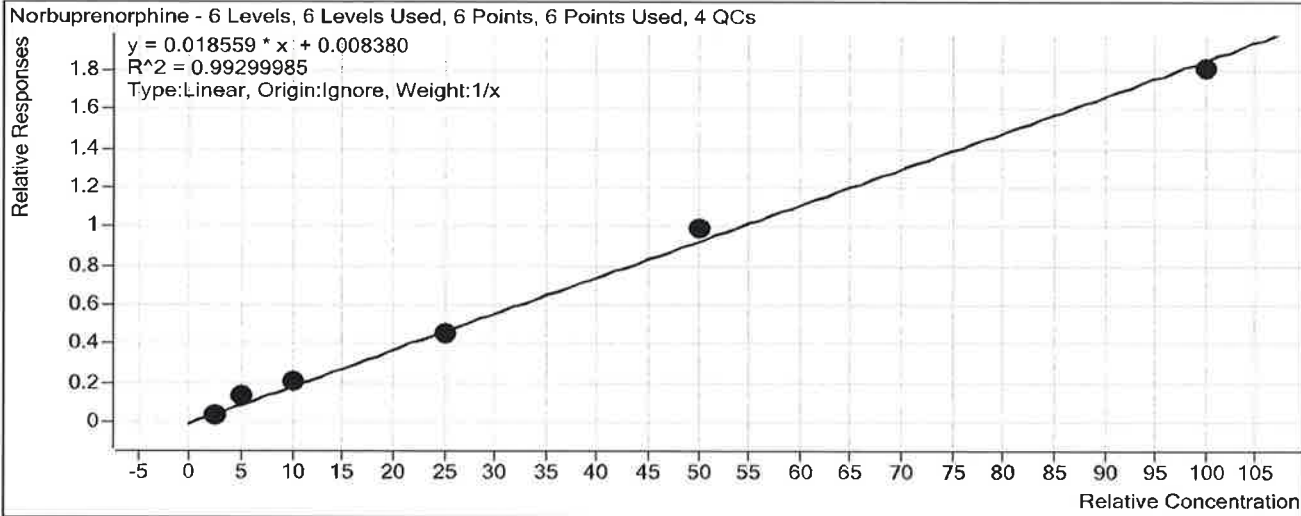
# ISP Forensics Calibration Curve Report

**Batch Data Path** C:\MassHunter\Data\2018\MD Quant\022018 MDQ P1 and P2 TS and SP\QuantResults\MDQ  
P1b 022018 SP.batch.bin

**Last Calib Update** 2/24/2018 12:46 PM      **Analyst Name** ISP TOX

P

**Target Compound** Norbuprenorphine  
**Internal Standard** Norbuprenorphine-D3



Sample	Level	Enabled	Exp Conc	Final Conc	Accuracy
b cal 1-5ng	1	<input type="checkbox"/>	0.5	0.0	0.0
b cal 2-10ng	2	<input type="checkbox"/>	1	0.0	0.0
b QC 10 (QC1)	2	<input type="checkbox"/>	1	1.4	140.8
b cal 3-25ng	3	<input checked="" type="checkbox"/>	2.5	1.7	68.3
b cal 4-50ng	4	<input checked="" type="checkbox"/>	5	6.4	128.5
b cal 5-100ng	5	<input checked="" type="checkbox"/>	10	10.5	104.9
b QC 100 (QC2)	5	<input checked="" type="checkbox"/>	10	9.7	96.7
b cal 6-250ng	6	<input checked="" type="checkbox"/>	25	23.8	95.1
b QC 250 (QC 3)	6	<input checked="" type="checkbox"/>	25	28.7	114.6
b cal 7-500ng	7	<input checked="" type="checkbox"/>	50	53.1	106.2
b cal 8-1000ng	8	<input checked="" type="checkbox"/>	100	97.0	97.0
b QC 1000 (QC4)	8	<input checked="" type="checkbox"/>	100	107.7	107.7

Did not evaluate. P



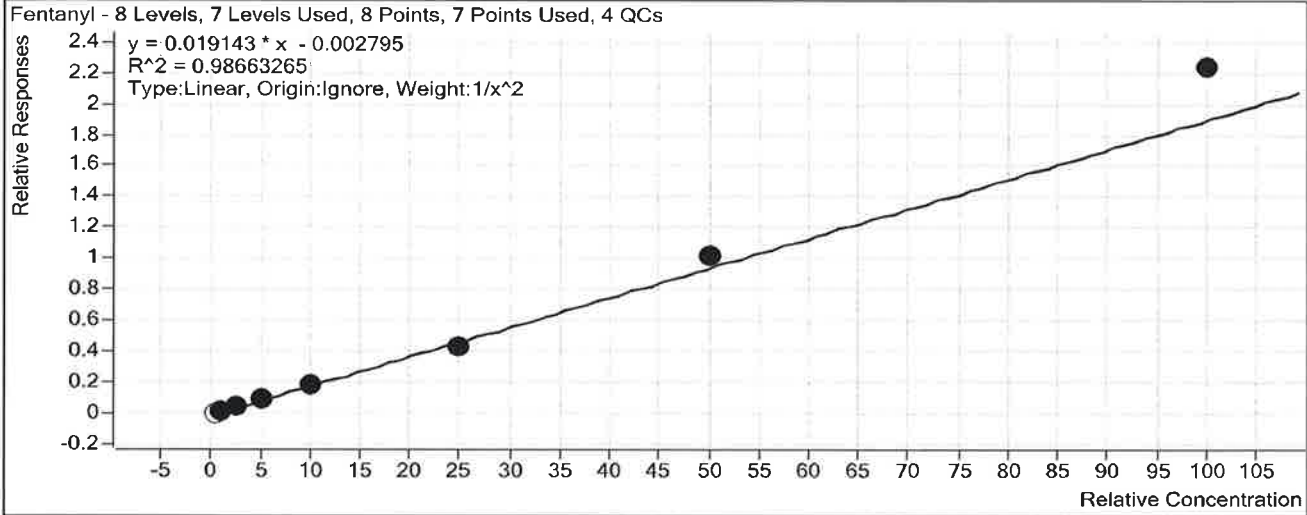
# ISP FORENSICS

## Calibration Curve Report

**Batch Data Path** C:\MassHunter\Data\2018\MD Quant\022018 MDQ P1 and P2 TS and SP\QuantResults\MDQ P1b 022018 SP.batch.bin

**Last Calib Update** 2/24/2018 12:46 PM **Analyst Name** ISP TOX

**Target Compound** Fentanyl  
**Internal Standard** Fentanyl-D5



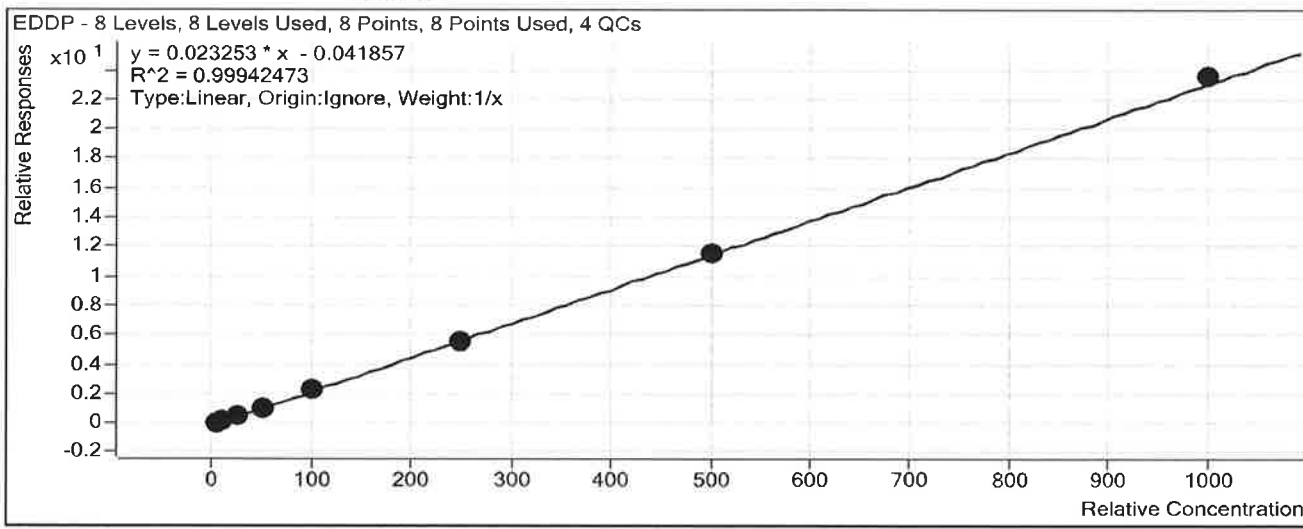
Sample	Level	Enabled	Exp Conc	Final Conc	Accuracy
b cal 1-5ng	1	<input type="checkbox"/>	0.5	0.4	87.4
b cal 2-10ng	2	<input checked="" type="checkbox"/>	1	1.1	105.8
b QC 10 ( QC1)	2	<input checked="" type="checkbox"/>	1	1.1	106.6
b cal 3-25ng	3	<input checked="" type="checkbox"/>	2.5	2.3	90.6
b cal 4-50ng	4	<input checked="" type="checkbox"/>	5	4.6	91.8
b cal 5-100ng	5	<input checked="" type="checkbox"/>	10	9.6	95.5
b QC 100 (QC2)	5	<input checked="" type="checkbox"/>	10	10.3	103.4
b cal 6-250ng	6	<input checked="" type="checkbox"/>	25	23.1	92.5
b QC 250 (QC 3)	6	<input checked="" type="checkbox"/>	25	25.6	102.3
b cal 7-500ng	7	<input checked="" type="checkbox"/>	50	53.4	106.8
b cal 8-1000ng	8	<input checked="" type="checkbox"/>	100	116.9	116.9
b QC 1000 (QC4)	8	<input checked="" type="checkbox"/>	100	116.3	116.3

# ISP Forensics Calibration Curve Report

**Batch Data Path** C:\MassHunter\Data\2018\MD Quant\022018 MDQ P1 and P2 TS and SP\QuantResults\MDQ P1b 022018 SP.batch.bin  
**Last Calib Update** 2/24/2018 12:46 PM **Analyst Name** ISP TOX

**Target Compound** EDDP  
**Internal Standard** EDDP-D3

D



Sample	Level	Enabled	Exp Conc	Final Conc	Accuracy
b cal 1-5ng	1	<input checked="" type="checkbox"/>	5	5.6	112.6
b cal 2-10ng	2	<input checked="" type="checkbox"/>	10	10.0	99.8
b QC 10 ( QC1)	2	<input checked="" type="checkbox"/>	10	9.6	96.1
b cal 3-25ng	3	<input checked="" type="checkbox"/>	25	24.5	98.0
b cal 4-50ng	4	<input checked="" type="checkbox"/>	50	45.5	90.9
b cal 5-100ng	5	<input checked="" type="checkbox"/>	100	101.1	101.1
b QC 100 (QC2)	5	<input checked="" type="checkbox"/>	100	96.7	96.7
b cal 6-250ng	6	<input checked="" type="checkbox"/>	250	241.3	96.5
b QC 250 (QC 3)	6	<input checked="" type="checkbox"/>	250	249.6	99.8
b cal 7-500ng	7	<input checked="" type="checkbox"/>	500	497.9	99.6
b cal 8-1000ng	8	<input checked="" type="checkbox"/>	1000	1014.1	101.4
b QC 1000 (QC4)	8	<input checked="" type="checkbox"/>	1000	969.2	96.9

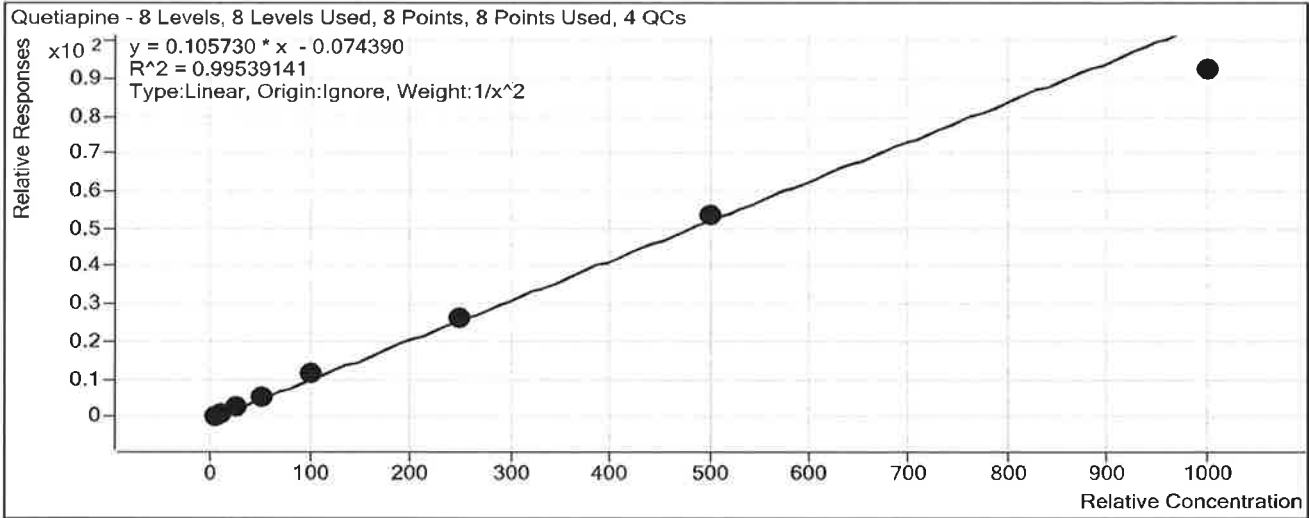
# ISP FORENSICS

## Calibration Curve Report

**Batch Data Path** C:\MassHunter\Data\2018\MD Quant\022018 MDQ P1 and P2 TS and SP\QuantResults\MDQ P1b 022018 SP.batch.bin

**Last Calib Update** 2/24/2018 12:46 PM **Analyst Name** ISP TOX

**Target Compound** Quetiapine  
**Internal Standard** Quetiapine-D8



Sample	Level	Enabled	Exp Conc	Final Conc	Accuracy
b cal 1-5ng	1	<input checked="" type="checkbox"/>	5	5.0	100.0
b cal 2-10ng	2	<input checked="" type="checkbox"/>	10	9.8	98.4
b QC 10 ( QC1)	2	<input checked="" type="checkbox"/>	10	10.4	103.9
b cal 3-25ng	3	<input checked="" type="checkbox"/>	25	25.2	100.7
b cal 4-50ng	4	<input checked="" type="checkbox"/>	50	51.5	102.9
b cal 5-100ng	5	<input checked="" type="checkbox"/>	100	108.3	108.3
b QC 100 (QC2)	5	<input checked="" type="checkbox"/>	100	104.5	104.5
b cal 6-250ng	6	<input checked="" type="checkbox"/>	250	251.9	100.8
b QC 250 (QC 3)	6	<input checked="" type="checkbox"/>	250	255.7	102.3
b cal 7-500ng	7	<input checked="" type="checkbox"/>	500	508.2	101.6
b cal 8-1000ng	8	<input checked="" type="checkbox"/>	1000	873.4	87.3
b QC 1000 (QC4)	8	<input checked="" type="checkbox"/>	1000	916.2	91.6

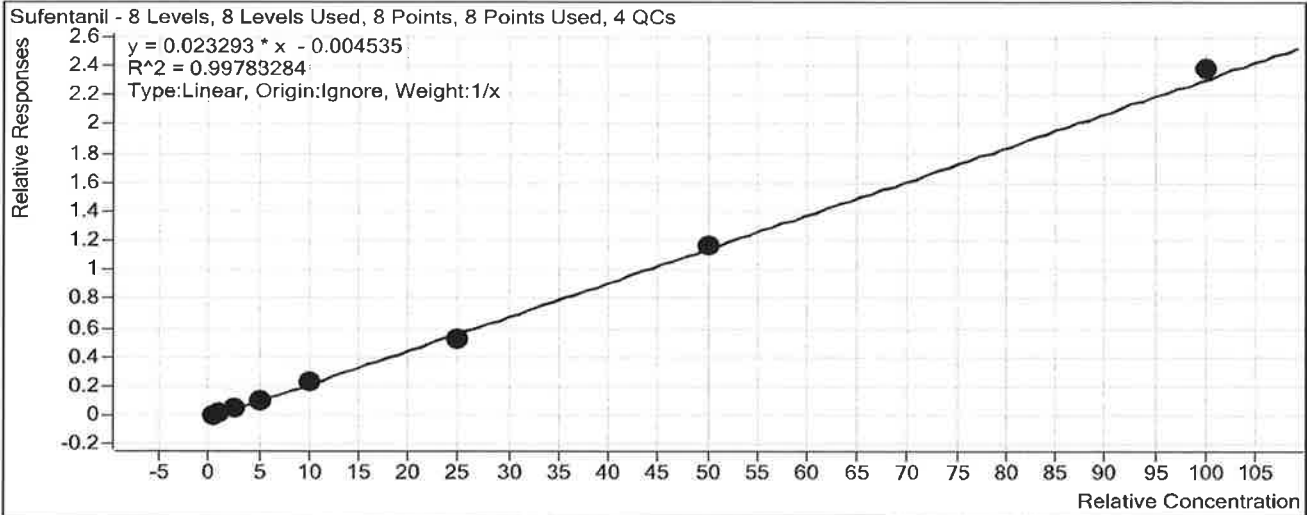
# ISP FORENSICS

## Calibration Curve Report

**Batch Data Path** C:\MassHunter\Data\2018\MD Quant\022018 MDQ P1 and P2 TS and SP\QuantResults\MDQ P1b 022018 SP.batch.bin

**Last Calib Update** 2/24/2018 12:46 PM      **Analyst Name** ISP TOX

**Target Compound** *Sufentanil*  
**Internal Standard** *Sufentanil-D5*



Sample	Level	Enabled	Exp Conc	Final Conc	Accuracy
b cal 1-5ng	1	<input checked="" type="checkbox"/>	0.5	0.6	112.8
b cal 2-10ng	2	<input checked="" type="checkbox"/>	1	1.1	109.6
b QC 10 ( QC1)	2	<input checked="" type="checkbox"/>	1	1.3	133.2
b cal 3-25ng	3	<input checked="" type="checkbox"/>	2.5	2.4	94.1
b cal 4-50ng	4	<input checked="" type="checkbox"/>	5	4.4	89.0
b cal 5-100ng	5	<input checked="" type="checkbox"/>	10	10.1	100.8
b QC 100 (QC2)	5	<input checked="" type="checkbox"/>	10	8.9	89.5
b cal 6-250ng	6	<input checked="" type="checkbox"/>	25	22.6	90.3
b QC 250 (QC 3)	6	<input checked="" type="checkbox"/>	25	24.7	99.0
b cal 7-500ng	7	<input checked="" type="checkbox"/>	50	50.6	101.2
b cal 8-1000ng	8	<input checked="" type="checkbox"/>	100	102.3	102.3
b QC 1000 (QC4)	8	<input checked="" type="checkbox"/>	100	98.0	98.0

# ISP FORENSICS

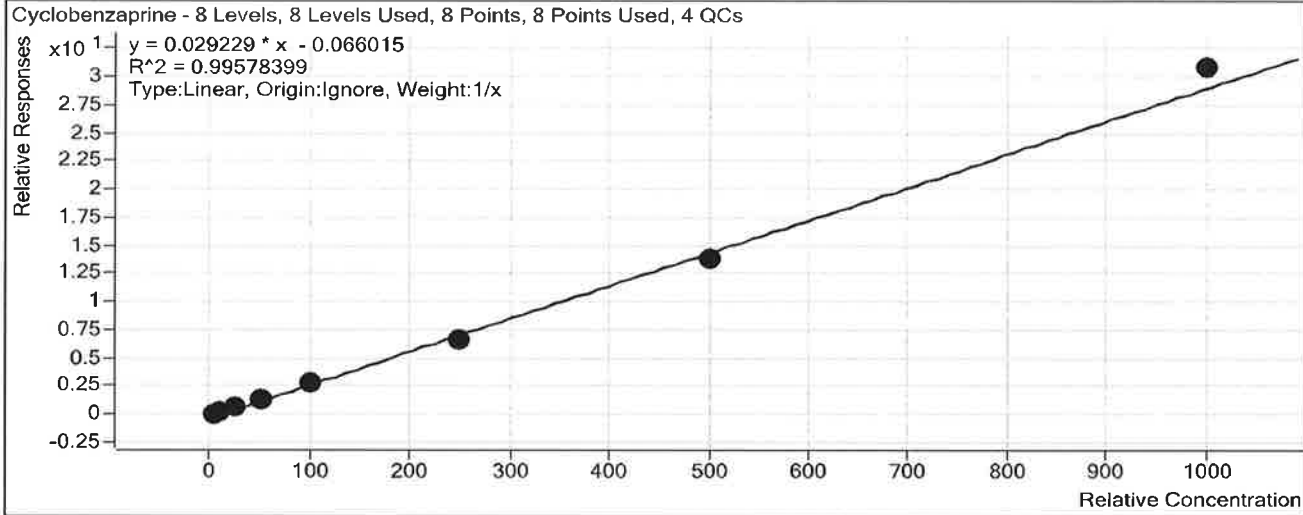
## Calibration Curve Report

*S*

**Batch Data Path** C:\MassHunter\Data\2018\MD Quant\022018 MDQ P1 and P2 TS and SP\QuantResults\MDQ P1b 022018 SP.batch.bin

**Last Calib Update** 2/24/2018 12:46 PM      **Analyst Name** ISP TOX

**Target Compound** *Cyclobenzaprine*  
**Internal Standard** *Cyclobenzaprine-D3*



Sample	Level	Enabled	Exp Conc	Final Conc	Accuracy
b cal 1-5ng	1	<input checked="" type="checkbox"/>	5	6.3	125.8
b cal 2-10ng	2	<input checked="" type="checkbox"/>	10	10.0	99.7
b QC 10 ( QC1)	2	<input checked="" type="checkbox"/>	10	8.8	88.0
b cal 3-25ng	3	<input checked="" type="checkbox"/>	25	23.1	92.3
b cal 4-50ng	4	<input checked="" type="checkbox"/>	50	45.3	90.6
b cal 5-100ng	5	<input checked="" type="checkbox"/>	100	100.8	100.8
b QC 100 (QC2)	5	<input checked="" type="checkbox"/>	100	89.6	89.6
b cal 6-250ng	6	<input checked="" type="checkbox"/>	250	226.7	90.7
b QC 250 (QC 3)	6	<input checked="" type="checkbox"/>	250	234.7	93.9
b cal 7-500ng	7	<input checked="" type="checkbox"/>	500	473.4	94.7
b cal 8-1000ng	8	<input checked="" type="checkbox"/>	1000	1054.5	105.5
b QC 1000 (QC4)	8	<input checked="" type="checkbox"/>	1000	1021.7	102.2

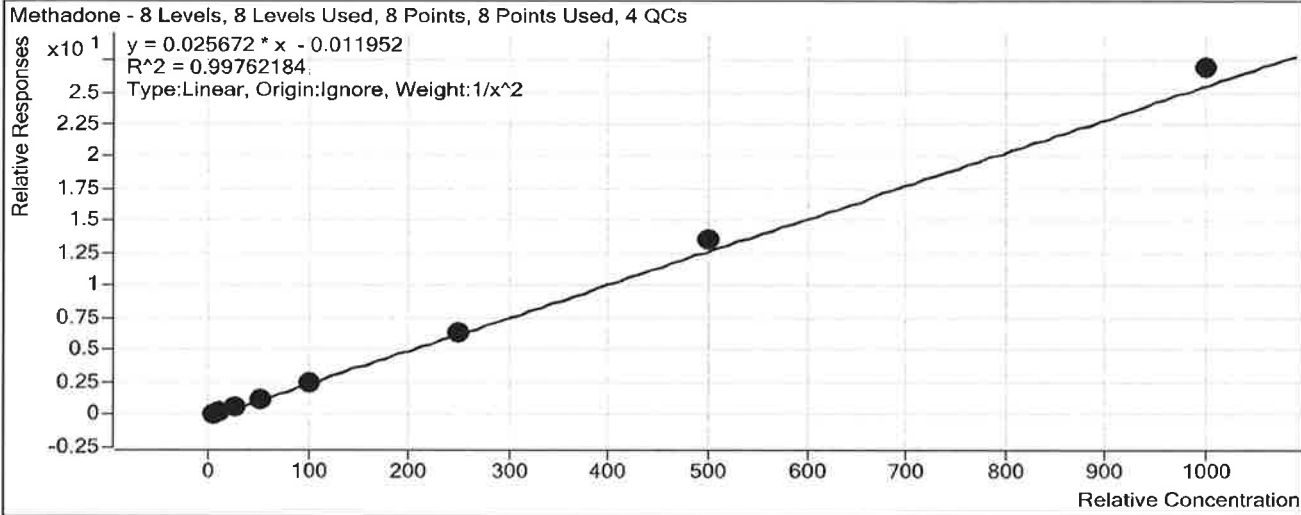
# ISP FORENSICS

## Calibration Curve Report

**Batch Data Path** C:\MassHunter\Data\2018\MD Quant\022018 MDQ P1 and P2 TS and SP\QuantResults\MDQ P1b 022018 SP.batch.bin

**Last Calib Update** 2/24/2018 12:46 PM **Analyst Name** ISP TOX

**Target Compound** Methadone  
**Internal Standard** Methadone-D9



Sample	Level	Enabled	Exp Conc	Final Conc	Accuracy
b cal 1-5ng	1	<input checked="" type="checkbox"/>	5	5.1	101.0
b cal 2-10ng	2	<input checked="" type="checkbox"/>	10	10.1	101.2
b QC 10 ( QC1)	2	<input checked="" type="checkbox"/>	10	9.2	91.7
b cal 3-25ng	3	<input checked="" type="checkbox"/>	25	23.8	95.2
b cal 4-50ng	4	<input checked="" type="checkbox"/>	50	46.5	93.0
b cal 5-100ng	5	<input checked="" type="checkbox"/>	100	99.1	99.1
b QC 100 (QC2)	5	<input checked="" type="checkbox"/>	100	102.1	102.1
b cal 6-250ng	6	<input checked="" type="checkbox"/>	250	251.2	100.5
b QC 250 (QC 3)	6	<input checked="" type="checkbox"/>	250	256.7	102.7
b cal 7-500ng	7	<input checked="" type="checkbox"/>	500	526.3	105.3
b cal 8-1000ng	8	<input checked="" type="checkbox"/>	1000	1047.3	104.7
b QC 1000 (QC4)	8	<input checked="" type="checkbox"/>	1000	1027.1	102.7

# ISP FORENSICS

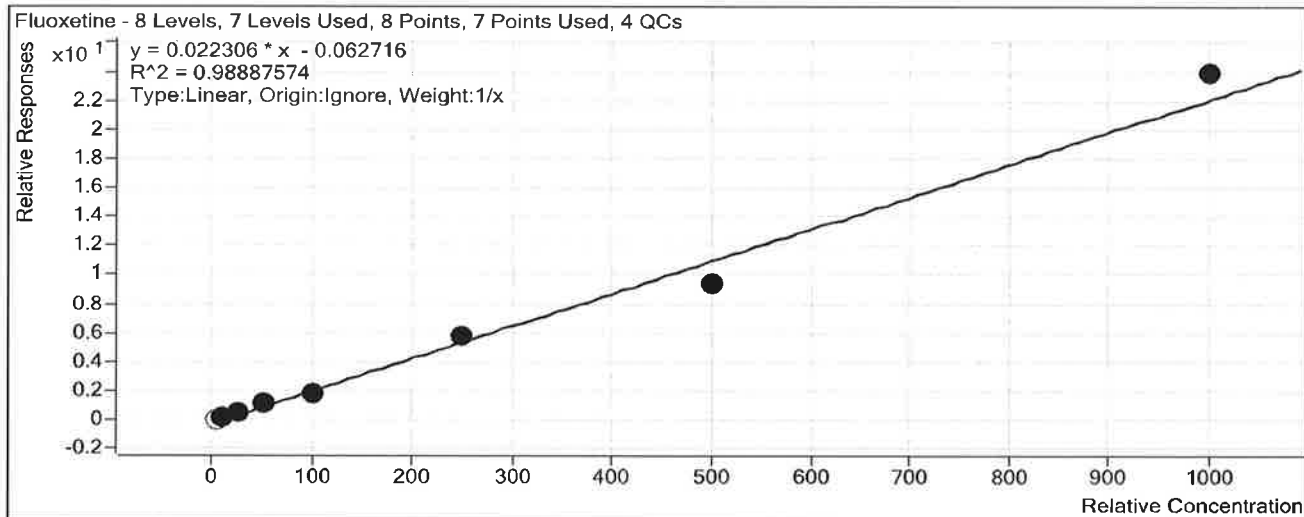
## Calibration Curve Report

**Batch Data Path** C:\MassHunter\Data\2018\MD Quant\022018 MDQ P1 and P2 TS and SP\QuantResults\MDQ P1b 022018 SP.batch.bin

**Last Calib Update** 2/24/2018 12:46 PM **Analyst Name** ISP TOX

**Target Compound** Fluoxetine  
**Internal Standard** Fluoxetine-D6

D



Sample	Level	Enabled	Exp Conc	Final Conc	Accuracy
b cal 1-5ng	1	<input type="checkbox"/>	5	6.3	125.6
b cal 2-10ng	2	<input checked="" type="checkbox"/>	10	11.5	115.2
b QC 10 ( QC1)	2	<input checked="" type="checkbox"/>	10	12.3	122.6
b cal 3-25ng	3	<input checked="" type="checkbox"/>	25	23.2	92.8
b cal 4-50ng	4	<input checked="" type="checkbox"/>	50	54.1	108.3
b cal 5-100ng	5	<input checked="" type="checkbox"/>	100	87.4	87.4
b QC 100 (QC2)	5	<input checked="" type="checkbox"/>	100	98.2	98.2
b cal 6-250ng	6	<input checked="" type="checkbox"/>	250	259.5	103.8
b QC 250 (QC 3)	6	<input checked="" type="checkbox"/>	250	254.5	101.8
b cal 7-500ng	7	<input checked="" type="checkbox"/>	500	426.7	85.3
b cal 8-1000ng	8	<input checked="" type="checkbox"/>	1000	1072.5	107.3
b QC 1000 (QC4)	8	<input checked="" type="checkbox"/>	1000	997.4	99.7

# ISP FORENSICS

## Calibration Curve Report

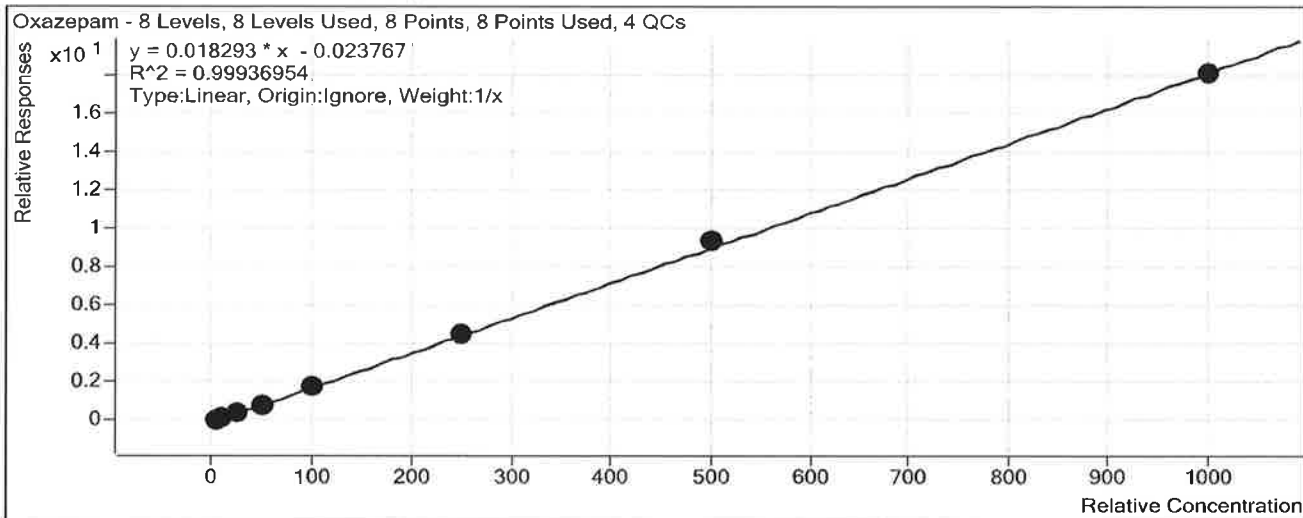
**Batch Data Path** C:\MassHunter\Data\2018\MD Quant\022018 MDQ P1 and P2 TS and SP\QuantResults\MDQ P1b 022018 SP.batch.bin

**Last Calib Update** 2/24/2018 12:46 PM

**Analyst Name** ISP TOX

S

**Target Compound** Oxazepam  
**Internal Standard** Oxazepam-D5



Sample	Level	Enabled	Exp Conc	Final Conc	Accuracy
b cal 1-5ng	1	<input checked="" type="checkbox"/>	5	5.4	108.2
b cal 2-10ng	2	<input checked="" type="checkbox"/>	10	10.2	102.1
b QC 10 ( QC1)	2	<input checked="" type="checkbox"/>	10	9.6	96.1
b cal 3-25ng	3	<input checked="" type="checkbox"/>	25	24.6	98.6
b cal 4-50ng	4	<input checked="" type="checkbox"/>	50	46.7	93.4
b cal 5-100ng	5	<input checked="" type="checkbox"/>	100	95.8	95.8
b QC 100 (QC2)	5	<input checked="" type="checkbox"/>	100	79.3	79.3
b cal 6-250ng	6	<input checked="" type="checkbox"/>	250	248.6	99.4
b QC 250 (QC 3)	6	<input checked="" type="checkbox"/>	250	221.4	88.6
b cal 7-500ng	7	<input checked="" type="checkbox"/>	500	517.3	103.5
b cal 8-1000ng	8	<input checked="" type="checkbox"/>	1000	991.5	99.1
b QC 1000 (QC4)	8	<input checked="" type="checkbox"/>	1000	943.7	94.4



# ISP FORENSICS

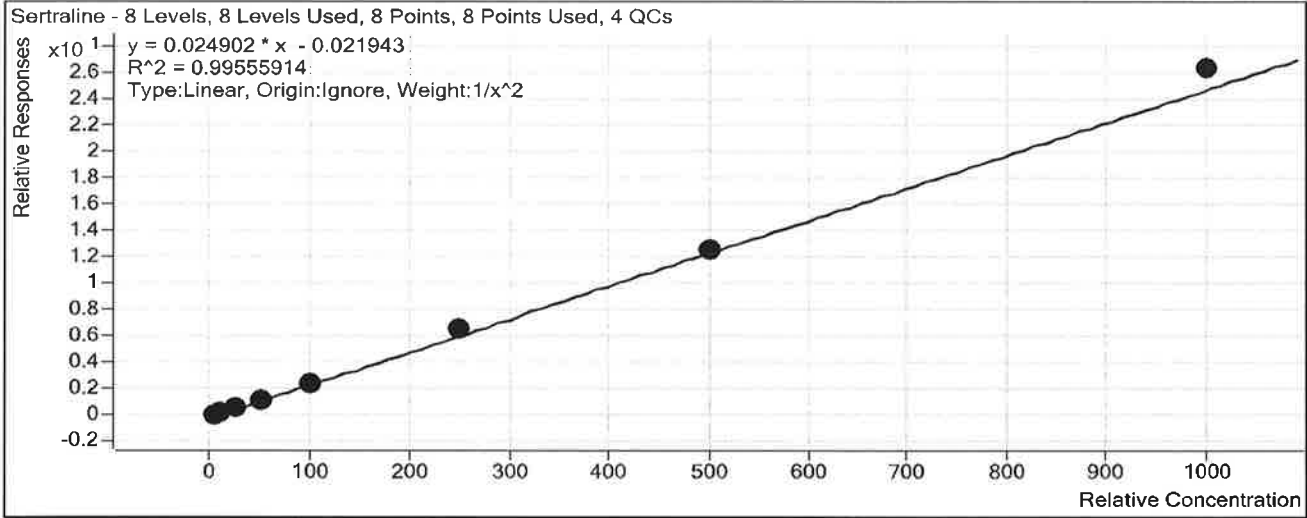
## Calibration Curve Report

S

**Batch Data Path** C:\MassHunter\Data\2018\MD Quant\022018 MDQ P1 and P2 TS and SP\QuantResults\MDQ P1b 022018 SP.batch.bin

**Last Calib Update** 2/24/2018 12:46 PM      **Analyst Name** ISP TOX

**Target Compound** Sertraline  
**Internal Standard** Sertraline-D3



Sample	Level	Enabled	Exp Conc	Final Conc	Accuracy
b cal 1-5ng	1	<input checked="" type="checkbox"/>	5	5.3	105.3
b cal 2-10ng	2	<input checked="" type="checkbox"/>	10	9.1	91.3
b QC 10 ( QC1)	2	<input checked="" type="checkbox"/>	10	9.3	93.0
b cal 3-25ng	3	<input checked="" type="checkbox"/>	25	24.6	98.4
b cal 4-50ng	4	<input checked="" type="checkbox"/>	50	46.0	92.1
b cal 5-100ng	5	<input checked="" type="checkbox"/>	100	100.5	100.5
b QC 100 (QC2)	5	<input checked="" type="checkbox"/>	100	88.0	88.0
b cal 6-250ng	6	<input checked="" type="checkbox"/>	250	264.5	105.8
b QC 250 (QC 3)	6	<input checked="" type="checkbox"/>	250	254.3	101.7
b cal 7-500ng	7	<input checked="" type="checkbox"/>	500	504.9	101.0
b cal 8-1000ng	8	<input checked="" type="checkbox"/>	1000	1056.7	105.7
b QC 1000 (QC4)	8	<input checked="" type="checkbox"/>	1000	960.0	96.0

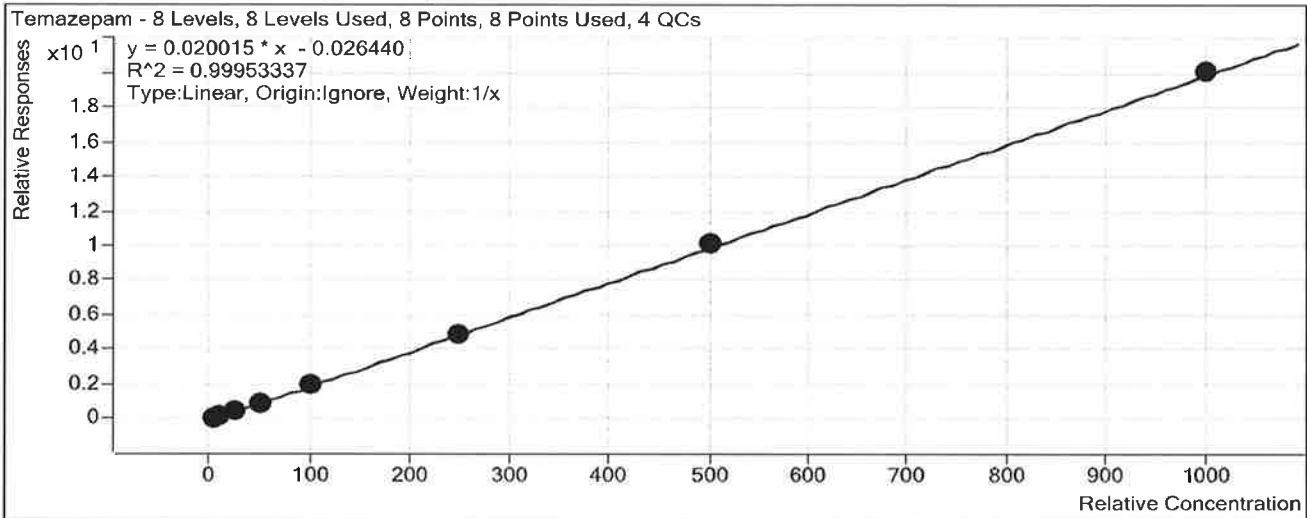
# ISP FORENSICS

## Calibration Curve Report

**Batch Data Path** C:\MassHunter\Data\2018\MD Quant\022018 MDQ P1 and P2 TS and SP\QuantResults\MDQ P1b 022018 SP.batch.bin

**Last Calib Update** 2/24/2018 12:46 PM **Analyst Name** ISP TOX

**Target Compound** *Temazepam*  
**Internal Standard** *Temazepam-D5*



Sample	Level	Enabled	Exp Conc	Final Conc	Accuracy
b cal 1-5ng	1	<input checked="" type="checkbox"/>	5	5.7	114.3
b cal 2-10ng	2	<input checked="" type="checkbox"/>	10	9.8	97.6
b QC 10 (QC1)	2	<input checked="" type="checkbox"/>	10	9.8	98.2
b cal 3-25ng	3	<input checked="" type="checkbox"/>	25	24.9	99.6
b cal 4-50ng	4	<input checked="" type="checkbox"/>	50	45.0	90.0
b cal 5-100ng	5	<input checked="" type="checkbox"/>	100	98.5	98.5
b QC 100 (QC2)	5	<input checked="" type="checkbox"/>	100	90.6	90.6
b cal 6-250ng	6	<input checked="" type="checkbox"/>	250	245.4	98.2
b QC 250 (QC 3)	6	<input checked="" type="checkbox"/>	250	220.8	88.3
b cal 7-500ng	7	<input checked="" type="checkbox"/>	500	507.2	101.4
b cal 8-1000ng	8	<input checked="" type="checkbox"/>	1000	1003.5	100.3
b QC 1000 (QC4)	8	<input checked="" type="checkbox"/>	1000	935.6	93.6

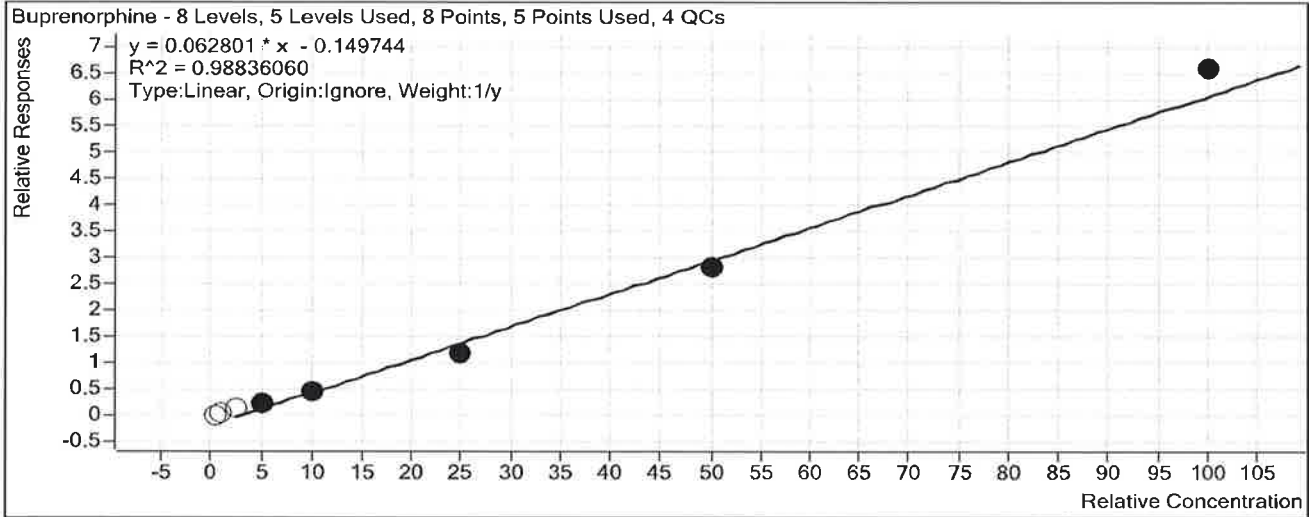
# ISP FORENSICS Calibration Curve Report

**Batch Data Path** C:\MassHunter\Data\2018\MD Quant\022018 MDQ P1 and P2 TS and SP\QuantResults\MDQ P1b 022018 SP.batch.bin

**Last Calib Update** 2/24/2018 12:46 PM      **Analyst Name** ISP TOX

S

**Target Compound** *Buprenorphine*  
**Internal Standard** *Buprenorphine-D4*



Sample	Level	Enabled	Exp Conc	Final Conc	Accuracy
b cal 1-5ng	1	<input type="checkbox"/>	0.5	2.6	523.8
b cal 2-10ng	2	<input type="checkbox"/>	1	2.9	290.5
b QC 10 ( QC1)	2	<input checked="" type="checkbox"/>	1	3.1	311.3
b cal 3-25ng	3	<input type="checkbox"/>	2.5	4.1	165.7
b cal 4-50ng	4	<input checked="" type="checkbox"/>	5	5.7	114.6
b cal 5-100ng	5	<input checked="" type="checkbox"/>	10	9.7	97.3
b QC 100 (QC2)	5	<input checked="" type="checkbox"/>	10	9.2	92.4
b cal 6-250ng	6	<input checked="" type="checkbox"/>	25	21.3	85.2
b QC 250 (QC 3)	6	<input checked="" type="checkbox"/>	25	19.8	79.0
b cal 7-500ng	7	<input checked="" type="checkbox"/>	50	47.5	95.0
b cal 8-1000ng	8	<input checked="" type="checkbox"/>	100	107.3	107.3
b QC 1000 (QC4)	8	<input checked="" type="checkbox"/>	100	91.0	91.0

Did not evaluate P

# ISP FORENSICS

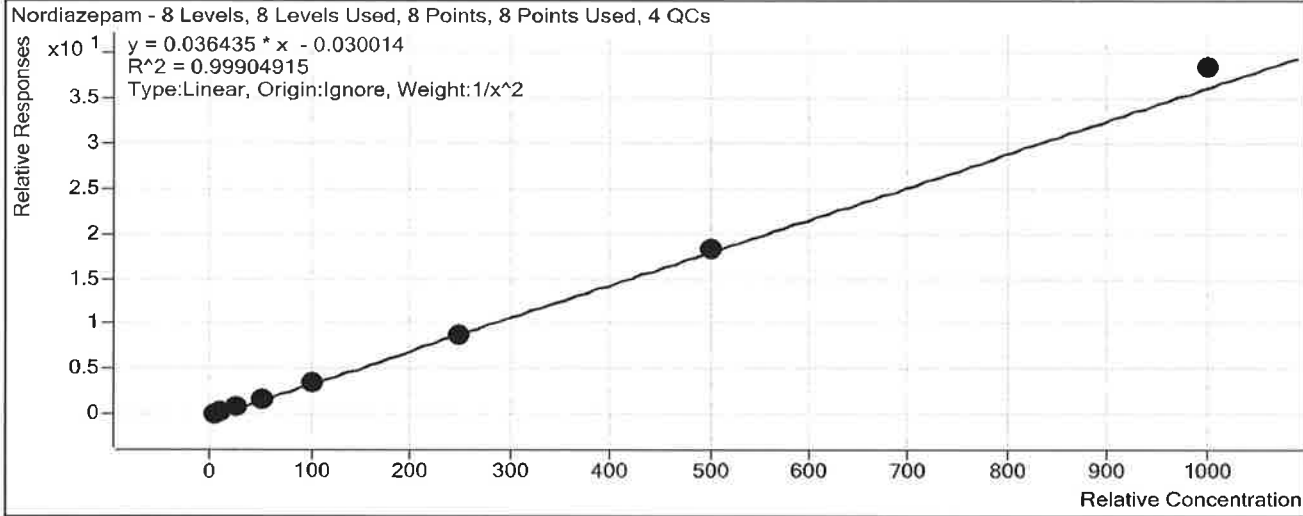
## Calibration Curve Report

**Batch Data Path** C:\MassHunter\Data\2018\MD Quant\022018 MDQ P1 and P2 TS and SP\QuantResults\MDQ P1b 022018 SP.batch.bin

**Last Calib Update** 2/24/2018 12:46 PM **Analyst Name** ISP TOX

D

**Target Compound** Nordiazepam  
**Internal Standard** Nordiazepam-D5



Sample	Level	Enabled	Exp Conc	Final Conc	Accuracy
b cal 1-5ng	1	<input checked="" type="checkbox"/>	5	5.0	100.8
b cal 2-10ng	2	<input checked="" type="checkbox"/>	10	9.9	99.2
b QC 10 ( QC1)	2	<input checked="" type="checkbox"/>	10	9.5	95.5
b cal 3-25ng	3	<input checked="" type="checkbox"/>	25	25.0	99.8
b cal 4-50ng	4	<input checked="" type="checkbox"/>	50	48.1	96.3
b cal 5-100ng	5	<input checked="" type="checkbox"/>	100	99.4	99.4
b QC 100 (QC2)	5	<input checked="" type="checkbox"/>	100	90.7	90.7
b cal 6-250ng	6	<input checked="" type="checkbox"/>	250	245.0	98.0
b QC 250 (QC 3)	6	<input checked="" type="checkbox"/>	250	206.2	82.5
b cal 7-500ng	7	<input checked="" type="checkbox"/>	500	505.0	101.0
b cal 8-1000ng	8	<input checked="" type="checkbox"/>	1000	1054.5	105.4
b QC 1000 (QC4)	8	<input checked="" type="checkbox"/>	1000	874.2	87.4

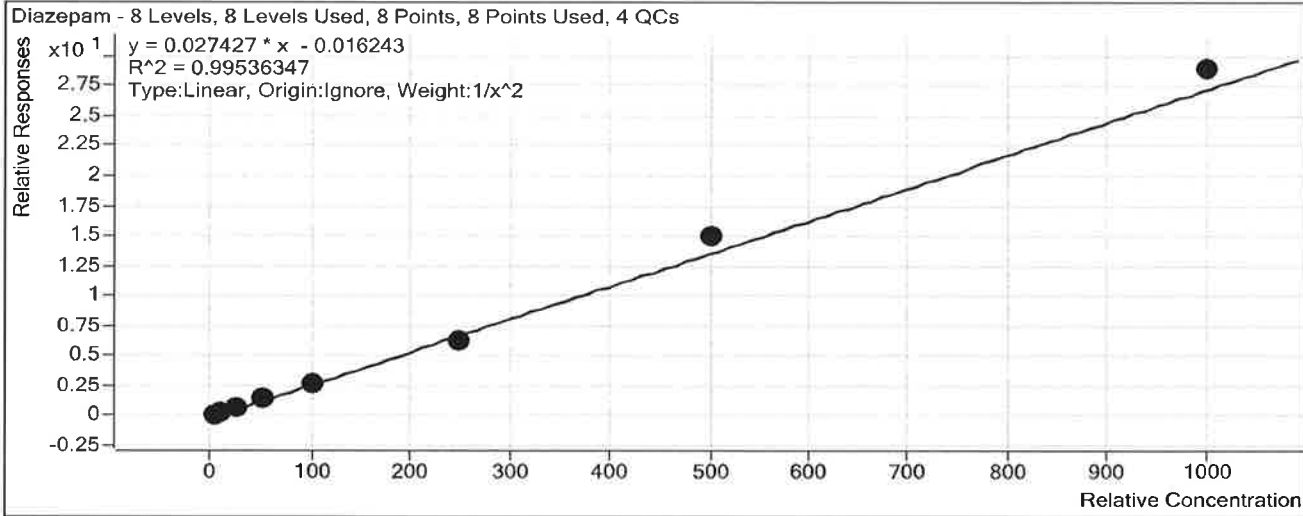
# ISP FORENSICS

## Calibration Curve Report

**Batch Data Path** C:\MassHunter\Data\2018\MD Quant\022018 MDQ P1 and P2 TS and SP\QuantResults\MDQ P1b 022018 SP.batch.bin

**Last Calib Update** 2/24/2018 12:46 PM      **Analyst Name** ISP TOX

**Target Compound** Diazepam  
**Internal Standard** Diazepam-D5



Sample	Level	Enabled	Exp Conc	Final Conc	Accuracy
b cal 1-5ng	1	<input checked="" type="checkbox"/>	5	5.0	99.7
b cal 2-10ng	2	<input checked="" type="checkbox"/>	10	10.3	103.3
b QC 10 ( QC1)	2	<input checked="" type="checkbox"/>	10	8.3	82.6
b cal 3-25ng	3	<input checked="" type="checkbox"/>	25	23.7	94.7
b cal 4-50ng	4	<input checked="" type="checkbox"/>	50	49.7	99.4
b cal 5-100ng	5	<input checked="" type="checkbox"/>	100	95.5	95.5
b QC 100 (QC2)	5	<input checked="" type="checkbox"/>	100	93.1	93.1
b cal 6-250ng	6	<input checked="" type="checkbox"/>	250	230.4	92.1
b QC 250 (QC 3)	6	<input checked="" type="checkbox"/>	250	230.1	92.0
b cal 7-500ng	7	<input checked="" type="checkbox"/>	500	548.7	109.7
b cal 8-1000ng	8	<input checked="" type="checkbox"/>	1000	1054.2	105.4
b QC 1000 (QC4)	8	<input checked="" type="checkbox"/>	1000	926.4	92.6

# ISP FORENSICS - Pocatello Instrument # 59740

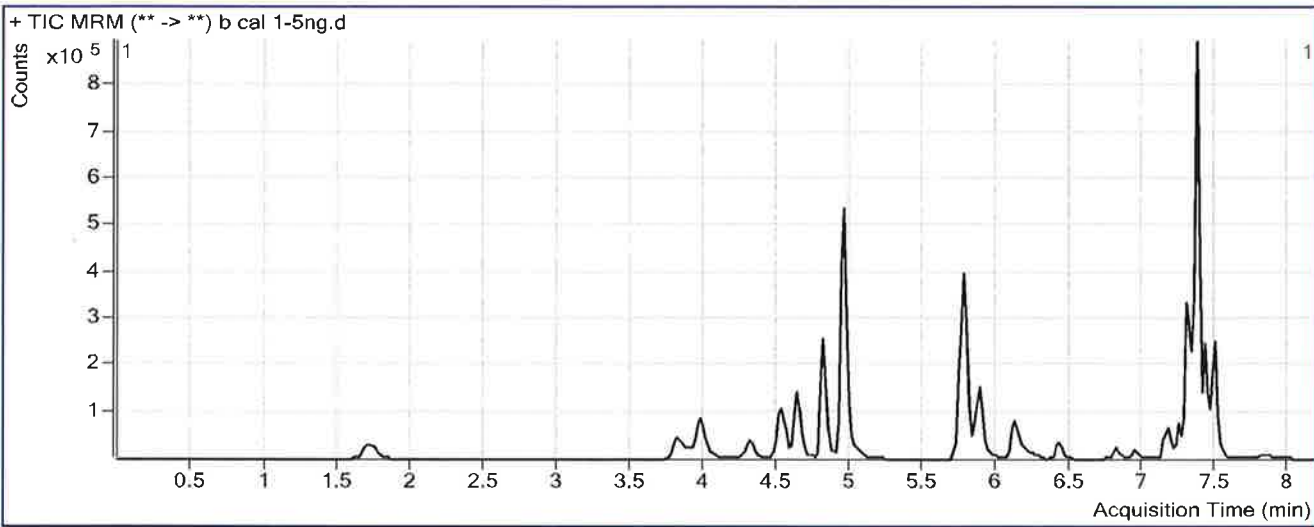
## Multi-Drug Confirmatory Analysis Report

**Batch Data Path** C:\MassHunter\Data\2018\MD Quant\022018 MDQ P1 and P2 TS and SP\QuantResults\MDQ P1b 022018 SP.b  
**Analysis Time** 2/24/2018 12:46 PM **Analyst Name** ISPUser  
**Report Time** 2/27/2018 8:00 AM **Reporter Name** ISPUser  
**Last Calib Update** 2/24/2018 12:46 PM **Batch State** Processed

### Analysis Info

**Acq Time** 2018-02-21 04:24 **Data File** b cal 1-5ng.d  
**Sample Type** Calibration **Sample Name** b cal 1-5ng  
**Dilution** 1 **Acq Method** MD Quant Panel 1b 12-12-17.m  
**Position** P1-A1 **Sample Info**  
**Inj Vol** -1 **Comment** AM 28

### Sample Chromatogram



### Results

Compound	ISTD Compound	RT	Response	ISTD Resp	Resp Ratio	Final Conc
Oxymorphone	Oxymorphone-D3	1.728	23993	186014	0.1290	5.4295
Dihydrocodeine	Dihydrocodeine-D6	3.877	16955	215834	0.0786	4.5700
Naloxone	Naloxone-D5	4.030	32989	451570	0.0731	5.1927
Noroxycodone	Noroxycodone-D3	4.359	23860	178289	0.1338	4.5722
Naltrexone	Naltrexone-D3	4.531	35630	353907	0.1007	5.0162
Acetyl Norfentanyl	Acetyl Norfentanyl-D5	4.683	6118	532082	0.0115	0.5159
Naltrexol	Naltrexol-D3	4.810	79196	721262	0.1098	4.9495
O-desmethyl-tramadol	O-desmethyl-tramadol-D6	4.958	168190	1678416	0.1002	4.9299
Ketamine	Ketamine-D4	5.759	86393	832364	0.1038	5.0119
Norfentanyl	Norfentanyl-D5	5.802	6033	731528	0.0082	0.9436
alpha-PVP	alpha-PVP-d8	6.127	33707	358439	0.0940	5.0451
Acetyl Fentanyl	Acetyl Fentanyl-D5	6.437	863	130109	0.0066	0.7526
Fentanyl	Fentanyl-D5	6.860	400	71776	0.0056	0.4372
EDDP	EDDP-D3	6.950	4299	48286	0.0890	5.6289
Quetiapine	Quetiapine-D8	7.159	39941	87912	0.4543	5.0006
Sufentanil	Sufentanil-D5	7.158	382	44456	0.0086	0.5639
Cyclobenzaprine	Cyclobenzaprine-D3	7.232	4738	40190	0.1179	6.2923
Methadone	Methadone-D9	7.242	17430	148083	0.1177	5.0505
Fluoxetine	Fluoxetine-D6	7.304	11115	143596	0.0774	6.2817

**ISP FORENSICS - Pocatello Instrument # 59740**

**Multi-Drug Confirmatory Analysis Report** *b cal 1*

*P*

---

<b>Compound</b>	<b>ISTD Compound</b>	<b>RT</b>	<b>Response</b>	<b>ISTD Resp</b>	<b>Resp Ratio</b>	<b>Final Conc</b>
Oxazepam	Oxazepam-D5	7.329	47646	633710	0.0752	5.4095
Sertraline	Sertraline-D3	7.345	7456	68332	0.1091	5.2631
Temazepam	Temazepam-D5	7.367	145881	1658345	0.0880	5.7162
Buprenorphine	Buprenorphine-D4	7.396	438	29732	0.0147	2.6191
Nordiazepam	Nordiazepam-D5	7.434	62262	405119	0.1537	5.0419
Diazepam	Diazepam-D5	7.490	46878	388978	0.1205	4.9862

# ISP FORENSICS - Pocatello Instrument # 59740

## Multi-Drug Confirmatory Analysis Report

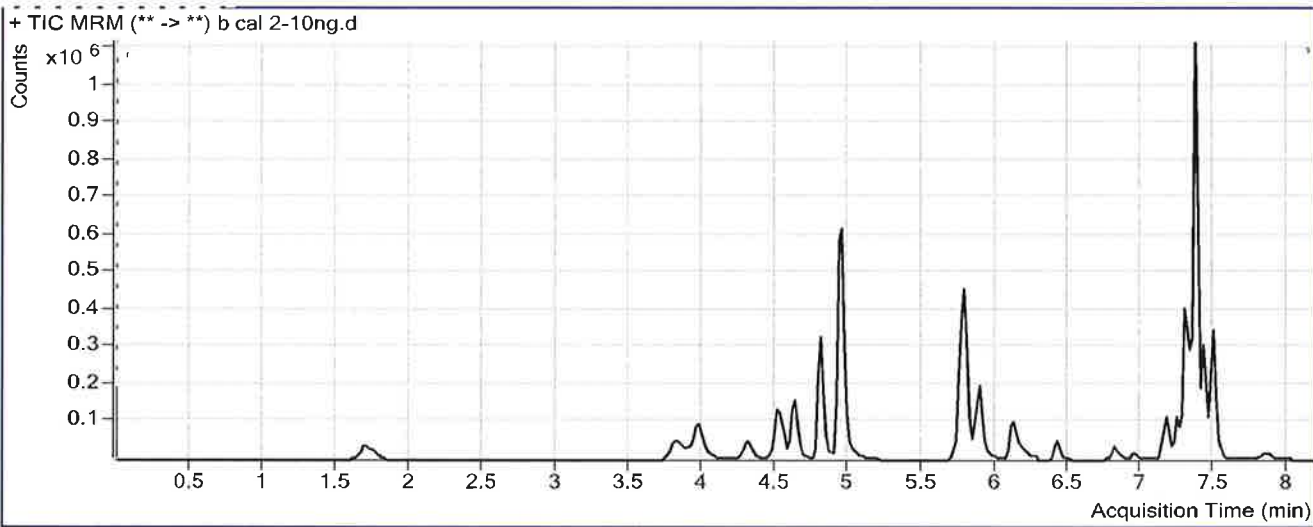


**Batch Data Path** C:\MassHunter\Data\2018\MD Quant\022018 MDQ P1 and P2 TS and SP\QuantResults\MDQ P1b 022018 SP.b  
**Analysis Time** 2/24/2018 12:46 PM **Analyst Name** ISPUser  
**Report Time** 2/27/2018 8:01 AM **Reporter Name** ISPUser  
**Last Calib Update** 2/24/2018 12:46 PM **Batch State** Processed

### Analysis Info

**Acq Time** 2018-02-21 04:56 **Data File** b cal 2-10ng.d  
**Sample Type** Calibration **Sample Name** b cal 2-10ng  
**Dilution** 1 **Acq Method** MD Quant Panel 1b 12-12-17.m  
**Position** P1-B1 **Sample Info**  
**Inj Vol** -1 **Comment** AM 28

### Sample Chromatogram



### Results

Compound	ISTD Compound	RT	Response	ISTD Resp	Resp Ratio	Final Conc
Oxymorphone	Oxymorphone-D3	1.708	52663	198589	0.2652	9.8369
Dihydrocodeine	Dihydrocodeine-D6	3.857	38584	236466	0.1632	9.4233
Naloxone	Naloxone-D5	4.030	75322	506759	0.1486	9.4786
Noroxycodone	Noroxycodone-D3	4.339	54623	183374	0.2979	9.8162
Naltrexone	Naltrexone-D3	4.531	82169	397160	0.2069	9.8239
Acetyl Norfentanyl	Acetyl Norfentanyl-D5	4.683	14025	588733	0.0238	0.9653
Naltrexol	Naltrexol-D3	4.810	187380	798761	0.2346	9.9353
O-desmethyl-tramadol	O-desmethyl-tramadol-D6	4.958	402565	1846736	0.2180	10.1621
Ketamine	Ketamine-D4	5.759	194972	901177	0.2164	9.8229
Norfentanyl	Norfentanyl-D5	5.802	14322	789650	0.0181	1.3844
alpha-PVP	alpha-PVP-d8	6.127	80300	392350	0.2047	9.9456
Acetyl Fentanyl	Acetyl Fentanyl-D5	6.437	2336	178167	0.0131	1.1462
Fentanyl	Fentanyl-D5	6.840	1965	112511	0.0175	1.0583
EDDP	EDDP-D3	6.970	9915	52116	0.1902	9.9813
Quetiapine	Quetiapine-D8	7.159	98607	102123	0.9656	9.8360
Sufentanil	Sufentanil-D5	7.178	1641	78157	0.0210	1.0960
Cyclobenzaprine	Cyclobenzaprine-D3	7.232	15027	66643	0.2255	9.9732
Methadone	Methadone-D9	7.263	49445	199459	0.2479	10.1218
Fluoxetine	Fluoxetine-D6	7.304	46724	240632	0.1942	11.5167



**ISP FORENSICS - Pocatello Instrument # 59740**  
**Multi-Drug Confirmatory Analysis Report**

b cal 2 S

<b>Compound</b>	<b>ISTD Compound</b>	<b>RT</b>	<b>Response</b>	<b>ISTD Resp</b>	<b>Resp Ratio</b>	<b>Final Conc</b>
Oxazepam	Oxazepam-D5	7.329	104412	640890	0.1629	10.2054
Sertraline	Sertraline-D3	7.365	19923	96932	0.2055	9.1349
Temazepam	Temazepam-D5	7.367	320456	1898196	0.1688	9.7560
Buprenorphine	Buprenorphine-D4	7.376	1480	45267	0.0327	2.9049
Nordiazepam	Nordiazepam-D5	7.455	147186	444106	0.3314	9.9200
Diazepam	Diazepam-D5	7.490	110306	413001	0.2671	10.3301

# ISP FORENSICS - Pocatello Instrument # 59740

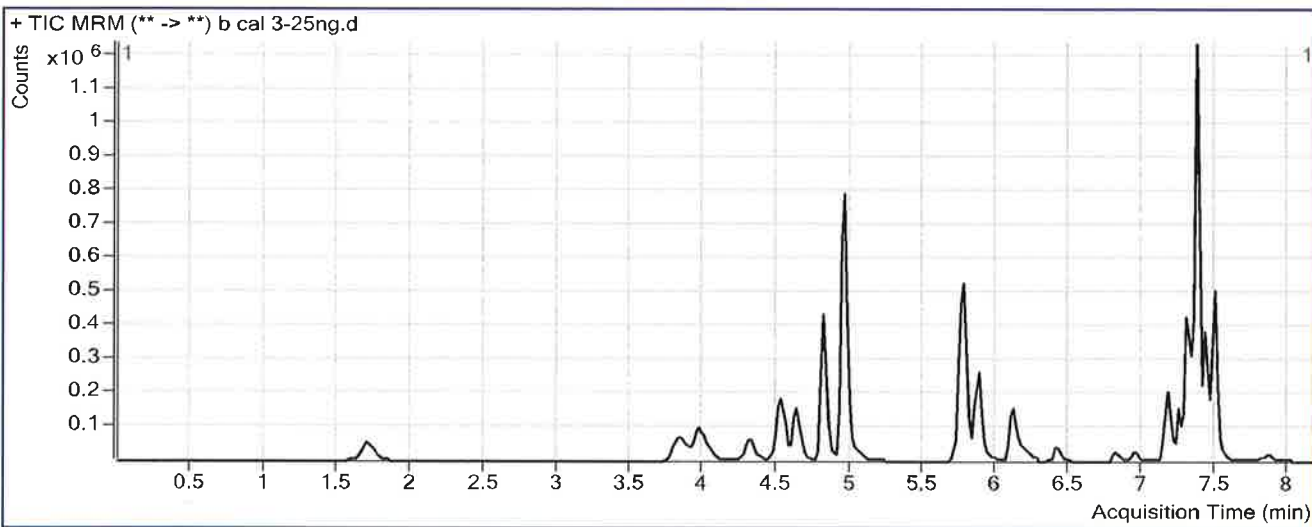
## Multi-Drug Confirmatory Analysis Report

**Batch Data Path** C:\MassHunter\Data\2018\MD Quant\022018 MDQ P1 and P2 TS and SP\QuantResults\MDQ P1b 022018 SP.b  
**Analysis Time** 2/24/2018 12:46 PM **Analyst Name** ISPUser  
**Report Time** 2/27/2018 8:01 AM **Reporter Name** ISPUser  
**Last Calib Update** 2/24/2018 12:46 PM **Batch State** Processed

### Analysis Info

**Acq Time** 2018-02-21 05:27 **Data File** b cal 3-25ng.d  
**Sample Type** Calibration **Sample Name** b cal 3-25ng  
**Dilution** 1 **Acq Method** MD Quant Panel 1b 12-12-17.m  
**Position** P1-C1 **Sample Info**  
**Inj Vol** -1 **Comment** AM 28

### Sample Chromatogram



### Results

Compound	ISTD Compound	RT	Response	ISTD Resp	Resp Ratio	Final Conc
Oxymorphone	Oxymorphone-D3	1.708	131259	187566	0.6998	23.9009
Dihydrocodeine	Dihydrocodeine-D6	3.857	99115	225399	0.4397	25.2865
Naloxone	Naloxone-D5	4.030	185675	453040	0.4098	24.2905
Noroxycodone	Noroxycodone-D3	4.339	134976	174295	0.7744	25.0492
Naltrexone	Naltrexone-D3	4.531	203857	363460	0.5609	25.8465
Acetyl Norfentanyl	Acetyl Norfentanyl-D5	4.683	35582	574247	0.0620	2.3562
Naltrexol	Naltrexol-D3	4.810	462084	745226	0.6201	25.3366
O-desmethyl-tramadol	O-desmethyl-tramadol-D6	4.958	990404	1757226	0.5636	25.5163
Ketamine	Ketamine-D4	5.759	513014	865374	0.5928	25.9139
Norfentanyl	Norfentanyl-D5	5.802	39084	870292	0.0449	2.5776
alpha-PVP	alpha-PVP-d8	6.127	215932	404026	0.5344	24.5545
Acetyl Fentanyl	Acetyl Fentanyl-D5	6.417	5005	151436	0.0331	2.3575
Norbuprenorphine	Norbuprenorphine-D3	6.752	196	4903	0.0401	1.7074
Fentanyl	Fentanyl-D5	6.820	3442	84836	0.0406	2.2656
EDDP	EDDP-D3	6.950	27194	51504	0.5280	24.5064
Quetiapine	Quetiapine-D8	7.159	252242	97531	2.5863	25.1646
Sufentanil	Sufentanil-D5	7.178	3042	60505	0.0503	2.3534
Cyclobenzaprine	Cyclobenzaprine-D3	7.232	31041	51014	0.6085	23.0763
Methadone	Methadone-D9	7.242	109918	183477	0.5991	23.8013

# ISP FORENSICS - Pocatello Instrument # 59740

## Multi-Drug Confirmatory Analysis Report

b cal 3

P

Compound	ISTD Compound	RT	Response	ISTD Resp	Resp Ratio	Final Conc
Fluoxetine	Fluoxetine-D6	7.304	81136	178401	0.4548	23.2006
Oxazepam	Oxazepam-D5	7.329	227908	533684	0.4270	24.6445
Sertraline	Sertraline-D3	7.345	48610	82296	0.5907	24.6008
Temazepam	Temazepam-D5	7.367	770585	1632956	0.4719	24.8987
Buprenorphine	Buprenorphine-D4	7.376	3986	36118	0.1104	4.1420
Nordiazepam	Nordiazepam-D5	7.434	341793	388722	0.8793	24.9564
Diazepam	Diazepam-D5	7.490	259171	409470	0.6329	23.6693

**ISP FORENSICS - Pocatello Instrument # 59740**  
**Multi-Drug Confirmatory Analysis Report**

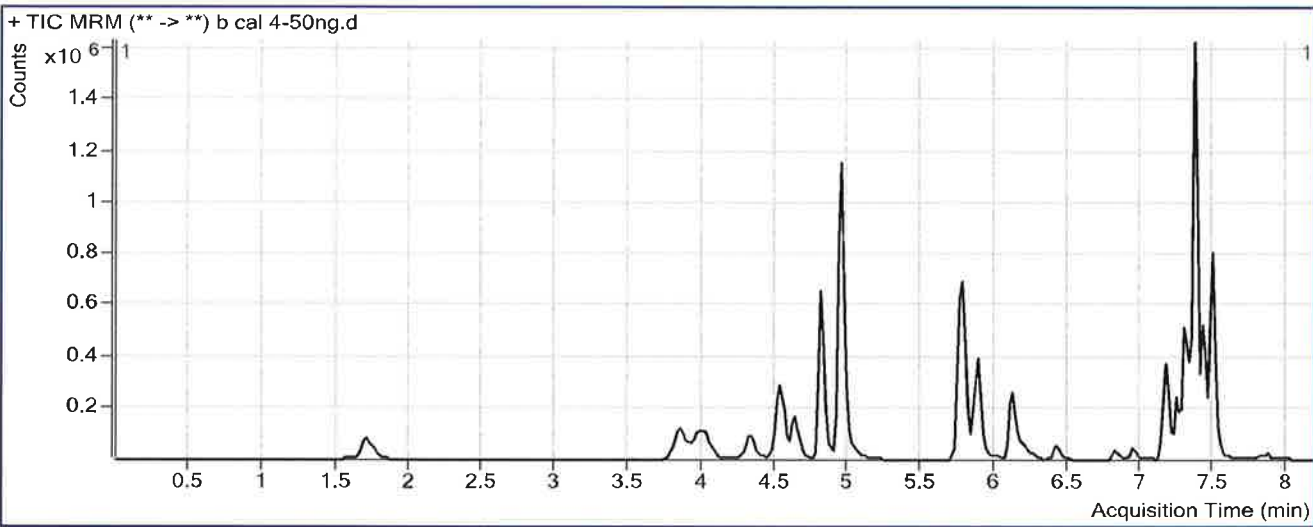
*B*

**Batch Data Path** C:\MassHunter\Data\2018\MD Quant\022018 MDQ P1 and P2 TS and SP\QuantResults\MDQ P1b 022018 SP.b  
**Analysis Time** 2/24/2018 12:46 PM **Analyst Name** ISPUser  
**Report Time** 2/27/2018 8:01 AM **Reporter Name** ISPUser  
**Last Calib Update** 2/24/2018 12:46 PM **Batch State** Processed

**Analysis Info**

**Acq Time** 2018-02-21 05:59 **Data File** b cal 4-50ng.d  
**Sample Type** Calibration **Sample Name** b cal 4-50ng  
**Dilution** 1 **Acq Method** MD Quant Panel 1b 12-12-17.m  
**Position** P1-D1 **Sample Info**  
**Inj Vol** -1 **Comment** AM 28

**Sample Chromatogram**



**Results**

Compound	ISTD Compound	RT	Response	ISTD Resp	Resp Ratio	Final Conc
Oxymorphone	Oxymorphone-D3	1.708	276467	188819	1.4642	48.6364
Dihydrocodeine	Dihydrocodeine-D6	3.857	206937	232851	0.8887	51.0395
Naloxone	Naloxone-D5	4.030	373145	460344	0.8106	47.0146
Noroxycodone	Noroxycodone-D3	4.339	266525	170596	1.5623	50.2353
Naltrexone	Naltrexone-D3	4.531	416314	391163	1.0643	48.6329
Acetyl Norfentanyl	Acetyl Norfentanyl-D5	4.683	73604	581772	0.1265	4.7104
Naltrexol	Naltrexol-D3	4.810	961196	789459	1.2175	49.2087
O-desmethyl-tramadol	O-desmethyl-tramadol-D6	4.958	2021944	1877561	1.0769	48.3182
Ketamine	Ketamine-D4	5.759	1039045	904301	1.1490	49.6860
Norfentanyl	Norfentanyl-D5	5.802	85297	856063	0.0996	5.0169
alpha-PVP	alpha-PVP-d8	6.127	479272	444998	1.0770	48.5896
Acetyl Fentanyl	Acetyl Fentanyl-D5	6.417	13457	176286	0.0763	4.9872
Norbuprenorphine	Norbuprenorphine-D3	6.752	733	5741	0.1276	6.4240
Fentanyl	Fentanyl-D5	6.820	9403	110551	0.0851	4.5892
EDDP	EDDP-D3	6.950	62028	61078	1.0156	45.4739
Quetiapine	Quetiapine-D8	7.159	571959	106556	5.3677	51.4713
Sufentanil	Sufentanil-D5	7.178	7114	71794	0.0991	4.4488
Cyclobenzaprine	Cyclobenzaprine-D3	7.232	78407	62358	1.2574	45.2767
Methadone	Methadone-D9	7.242	251012	212435	1.1816	46.4918

**ISP FORENSICS - Pocatello Instrument # 59740**

**Multi-Drug Confirmatory Analysis Report**

b cal 4 P

<b>Compound</b>	<b>ISTD Compound</b>	<b>RT</b>	<b>Response</b>	<b>ISTD Resp</b>	<b>Resp Ratio</b>	<b>Final Conc</b>
Fluoxetine	Fluoxetine-D6	7.304	231918	202621	1.1446	54.1251
Oxazepam	Oxazepam-D5	7.329	359252	432621	0.8304	46.6950
Sertraline	Sertraline-D3	7.365	102249	90950	1.1242	46.0270
Temazepam	Temazepam-D5	7.367	1420358	1623955	0.8746	45.0208
Buprenorphine	Buprenorphine-D4	7.376	9428	44891	0.2100	5.7288
Nordiazepam	Nordiazepam-D5	7.455	642904	372910	1.7240	48.1414
Diazepam	Diazepam-D5	7.490	524172	388979	1.3476	49.7242

# ISP FORENSICS - Pocatello Instrument # 59740

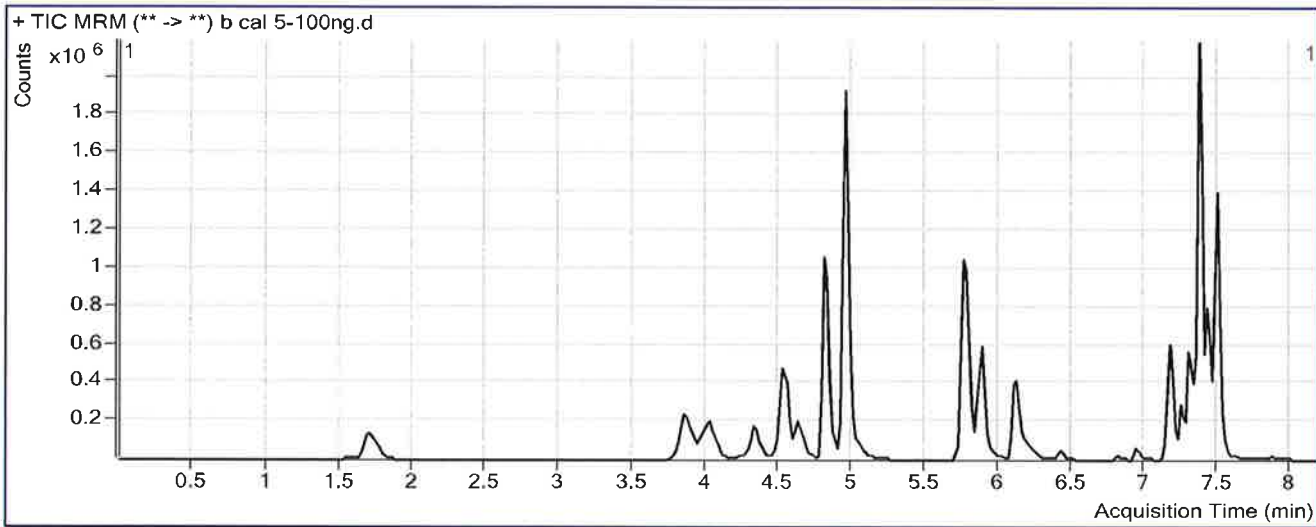
## Multi-Drug Confirmatory Analysis Report

**Batch Data Path** C:\MassHunter\Data\2018\MD Quant\022018 MDQ P1 and P2 TS and SP\QuantResults\MDQ P1b 022018 SP.b  
**Analysis Time** 2/24/2018 12:46 PM **Analyst Name** ISPUser  
**Report Time** 2/27/2018 8:01 AM **Reporter Name** ISPUser  
**Last Calib Update** 2/24/2018 12:46 PM **Batch State** Processed

### Analysis Info

**Acq Time** 2018-02-21 06:30 **Data File** b cal 5-100ng.d  
**Sample Type** Calibration **Sample Name** b cal 5-100ng  
**Dilution** 1 **Acq Method** MD Quant Panel 1b 12-12-17.m  
**Position** P1-E1 **Sample Info**  
**Inj Vol** -1 **Comment** AM 28

### Sample Chromatogram



### Results

Compound	ISTD Compound	RT	Response	ISTD Resp	Resp Ratio	Final Conc
Oxymorphone	Oxymorphone-D3	1.708	586797	195004	3.0092	98.6308
Dihydrocodeine	Dihydrocodeine-D6	3.877	451146	245436	1.8381	105.4980
Naloxone	Naloxone-D5	4.030	780390	457828	1.7045	97.7078
Noroxycodone	Noroxycodone-D3	4.359	552576	171535	3.2214	103.2682
Naltrexone	Naltrexone-D3	4.531	858361	374843	2.2899	104.1089
Acetyl Norfentanyl	Acetyl Norfentanyl-D5	4.683	158228	611329	0.2588	9.5354
Naltrexol	Naltrexol-D3	4.830	2025230	795109	2.5471	102.3313
O-desmethyl-tramadol	O-desmethyl-tramadol-D6	4.958	4359913	1946729	2.2396	99.9701
Ketamine	Ketamine-D4	5.759	2276279	971282	2.3436	100.7445
Norfentanyl	Norfentanyl-D5	5.802	174435	830222	0.2101	9.9405
alpha-PVP	alpha-PVP-d8	6.127	944190	421147	2.2419	100.1940
Acetyl Fentanyl	Acetyl Fentanyl-D5	6.417	19105	124400	0.1536	9.6798
Norbuprenorphine	Norbuprenorphine-D3	6.752	750	3691	0.2031	10.4910
Fentanyl	Fentanyl-D5	6.820	11767	65338	0.1801	9.5542
EDDP	EDDP-D3	6.950	109248	47304	2.3095	101.1188
Quetiapine	Quetiapine-D8	7.159	1004217	88283	11.3750	108.2887
Sufentanil	Sufentanil-D5	7.158	9105	39556	0.2302	10.0766
Cyclobenzaprine	Cyclobenzaprine-D3	7.232	92390	32091	2.8790	100.7575
Methadone	Methadone-D9	7.242	364424	143893	2.5326	99.1169

**ISP FORENSICS - Pocatello Instrument # 59740**

**Multi-Drug Confirmatory Analysis Report** b cal 5 P

<b>Compound</b>	<b>ISTD Compound</b>	<b>RT</b>	<b>Response</b>	<b>ISTD Resp</b>	<b>Resp Ratio</b>	<b>Final Conc</b>
Fluoxetine	Fluoxetine-D6	7.304	235588	124894	1.8863	87.3772
Oxazepam	Oxazepam-D5	7.329	548273	317265	1.7281	95.7703
Sertraline	Sertraline-D3	7.365	143385	57812	2.4802	100.4792
Temazepam	Temazepam-D5	7.367	2841228	1460271	1.9457	98.5348
Buprenorphine	Buprenorphine-D4	7.376	12552	27209	0.4613	9.7301
Nordiazepam	Nordiazepam-D5	7.434	1193050	332117	3.5923	99.4173
Diazepam	Diazepam-D5	7.490	1096545	421078	2.6041	95.5391

# ISP FORENSICS - Pocatello Instrument # 59740

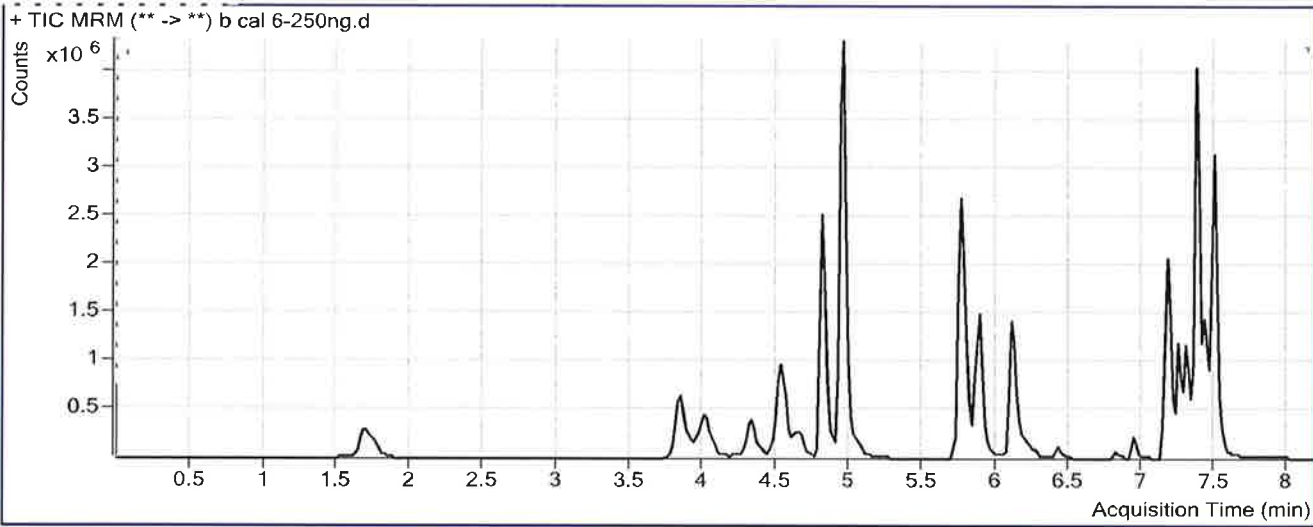
## Multi-Drug Confirmatory Analysis Report

**Batch Data Path** C:\MassHunter\Data\2018\MD Quant\022018 MDQ P1 and P2 TS and SP\QuantResults\MDQ P1b 022018 SP.b  
**Analysis Time** 2/24/2018 12:46 PM **Analyst Name** ISPUser  
**Report Time** 2/27/2018 8:01 AM **Reporter Name** ISPUser  
**Last Calib Update** 2/24/2018 12:46 PM **Batch State** Processed

### Analysis Info

**Acq Time** 2018-02-21 07:02 **Data File** b cal 6-250ng.d  
**Sample Type** Calibration **Sample Name** b cal 6-250ng  
**Dilution** 1 **Acq Method** MD Quant Panel 1b 12-12-17.m  
**Position** P1-F1 **Sample Info**  
**Inj Vol** -1 **Comment** AM 28

### Sample Chromatogram



### Results

Compound	ISTD Compound	RT	Response	ISTD Resp	Resp Ratio	Final Conc
Oxymorphone	Oxymorphone-D3	1.708	1607300	208031	7.7262	251.2736
Dihydrocodeine	Dihydrocodeine-D6	3.857	1297086	289756	4.4765	256.8301
Naloxone	Naloxone-D5	4.010	1993714	471798	4.2258	240.6761
Noroxycodone	Noroxycodone-D3	4.339	1424494	172785	8.2443	263.8314
Naltrexone	Naltrexone-D3	4.531	2030704	377753	5.3757	243.7835
Acetyl Norfentanyl	Acetyl Norfentanyl-D5	4.683	482280	709968	0.6793	24.8692
Naltrexol	Naltrexol-D3	4.810	5474797	888014	6.1652	246.8915
O-desmethyl-tramadol	O-desmethyl-tramadol-D6	4.958	12574047	2262186	5.5584	247.4013
Ketamine	Ketamine-D4	5.759	6911671	1225517	5.6398	241.6308
Norfentanyl	Norfentanyl-D5	5.802	539848	997445	0.5412	24.6987
alpha-PVP	alpha-PVP-d8	6.107	3253271	592448	5.4912	244.1322
Acetyl Fentanyl	Acetyl Fentanyl-D5	6.417	85229	230813	0.3693	22.7830
Norbuprenorphine	Norbuprenorphine-D3	6.752	2805	6240	0.4495	23.7714
Fentanyl	Fentanyl-D5	6.820	53533	121720	0.4398	23.1212
EDDP	EDDP-D3	6.950	408816	73395	5.5701	241.3394
Quetiapine	Quetiapine-D8	7.159	3613688	136072	26.5573	251.8823
Sufentanil	Sufentanil-D5	7.178	43319	83133	0.5211	22.5658
Cyclobenzaprine	Cyclobenzaprine-D3	7.232	509258	77640	6.5592	226.6686
Methadone	Methadone-D9	7.242	1682697	261404	6.4371	251.2093



**ISP FORENSICS - Pocatello Instrument # 59740**  
**Multi-Drug Confirmatory Analysis Report**

b cal b 

Compound	ISTD Compound	RT	Response	ISTD Resp	Resp Ratio	Final Conc
Fluoxetine	Fluoxetine-D6	7.304	1197905	209211	5.7258	259.5076
Oxazepam	Oxazepam-D5	7.308	840736	185884	4.5229	248.5519
Sertraline	Sertraline-D3	7.365	592430	90240	6.5651	264.5150
Temazepam	Temazepam-D5	7.367	6107618	1250271	4.8850	245.3957
Buprenorphine	Buprenorphine-D4	7.376	50504	42489	1.1886	21.3113
Nordiazepam	Nordiazepam-D5	7.434	2405004	270341	8.8962	244.9893
Diazepam	Diazepam-D5	7.490	2956842	469205	6.3018	230.3562

# ISP FORENSICS - Pocatello Instrument # 59740

## Multi-Drug Confirmatory Analysis Report

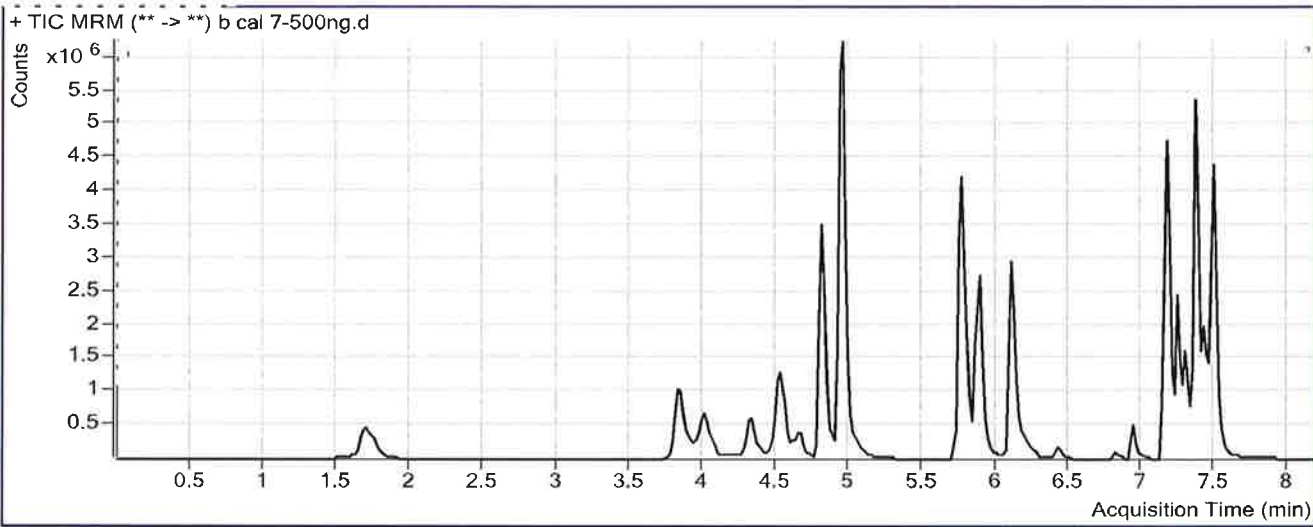
B

<b>Batch Data Path</b>	C:\MassHunter\Data\2018\MD Quant\022018 MDQ P1 and P2 TS and SP\QuantResults\MDQ P1b 022018 SP.b		
<b>Analysis Time</b>	2/24/2018 12:46 PM	<b>Analyst Name</b>	ISPUser
<b>Report Time</b>	2/27/2018 8:01 AM	<b>Reporter Name</b>	ISPUser
<b>Last Calib Update</b>	2/24/2018 12:46 PM	<b>Batch State</b>	Processed

### Analysis Info

<b>Acq Time</b>	2018-02-21 07:33	<b>Data File</b>	b cal 7-500ng.d
<b>Sample Type</b>	Calibration	<b>Sample Name</b>	b cal 7-500ng
<b>Dilution</b>	1	<b>Acq Method</b>	MD Quant Panel 1b 12-12-17.m
<b>Position</b>	P1-G1	<b>Sample Info</b>	
<b>Inj Vol</b>	-1	<b>Comment</b>	AM 28

### Sample Chromatogram



### Results

Compound	ISTD Compound	RT	Response	ISTD Resp	Resp Ratio	Final Conc
Oxymorphone	Oxymorphone-D3	1.708	2582304	164915	15.6584	507.9562
Dihydrocodeine	Dihydrocodeine-D6	3.837	2188377	231716	9.4442	541.7749
Naloxone	Naloxone-D5	4.010	2982902	322657	9.2448	525.2840
Noroxycodone	Noroxycodone-D3	4.339	2257718	137275	16.4467	526.0295
Naltrexone	Naltrexone-D3	4.531	2968952	268168	11.0712	501.5810
Acetyl Norfentanyl	Acetyl Norfentanyl-D5	4.683	874993	587348	1.4897	54.4242
Naltrexol	Naltrexol-D3	4.810	8437628	666047	12.6682	506.7168
O-desmethyl-tramadol	O-desmethyl-tramadol-D6	4.958	20983706	1802013	11.6446	517.7742
Ketamine	Ketamine-D4	5.759	11913169	1011502	11.7777	503.9756
Norfentanyl	Norfentanyl-D5	5.802	1059255	993570	1.0661	48.0925
alpha-PVP	alpha-PVP-d8	6.107	6698241	577752	11.5936	514.4580
Acetyl Fentanyl	Acetyl Fentanyl-D5	6.417	193864	233190	0.8314	50.8570
Norbuprenorphine	Norbuprenorphine-D3	6.752	5613	5645	0.9943	53.1231
Fentanyl	Fentanyl-D5	6.820	104834	102819	1.0196	53.4091
EDDP	EDDP-D3	6.950	953500	82662	11.5350	497.8578
Quetiapine	Quetiapine-D8	7.159	8417598	156860	53.6630	508.2490
Sufentanil	Sufentanil-D5	7.178	81077	69069	1.1738	50.5899
Cyclobenzaprine	Cyclobenzaprine-D3	7.232	909233	66021	13.7720	473.4367
Methadone	Methadone-D9	7.242	3417902	253209	13.4983	526.2618

**ISP FORENSICS - Pocatello Instrument # 59740**  
**Multi-Drug Confirmatory Analysis Report**

b cal 7 P

<b>Compound</b>	<b>ISTD Compound</b>	<b>RT</b>	<b>Response</b>	<b>ISTD Resp</b>	<b>Resp Ratio</b>	<b>Final Conc</b>
Fluoxetine	Fluoxetine-D6	7.304	1415322	149676	9.4559	426.7320
Oxazepam	Oxazepam-D5	7.308	1105349	117115	9.4382	517.2543
Sertraline	Sertraline-D3	7.345	839861	66913	12.5515	504.9114
Temazepam	Temazepam-D5	7.367	8572046	846662	10.1245	507.1802
Buprenorphine	Buprenorphine-D4	7.376	100155	35355	2.8328	47.4926
Nordiazepam	Nordiazepam-D5	7.434	3355104	182654	18.3686	504.9718
Diazepam	Diazepam-D5	7.490	4423480	294230	15.0341	548.7340

# ISP FORENSICS - Pocatello Instrument # 59740

## Multi-Drug Confirmatory Analysis Report

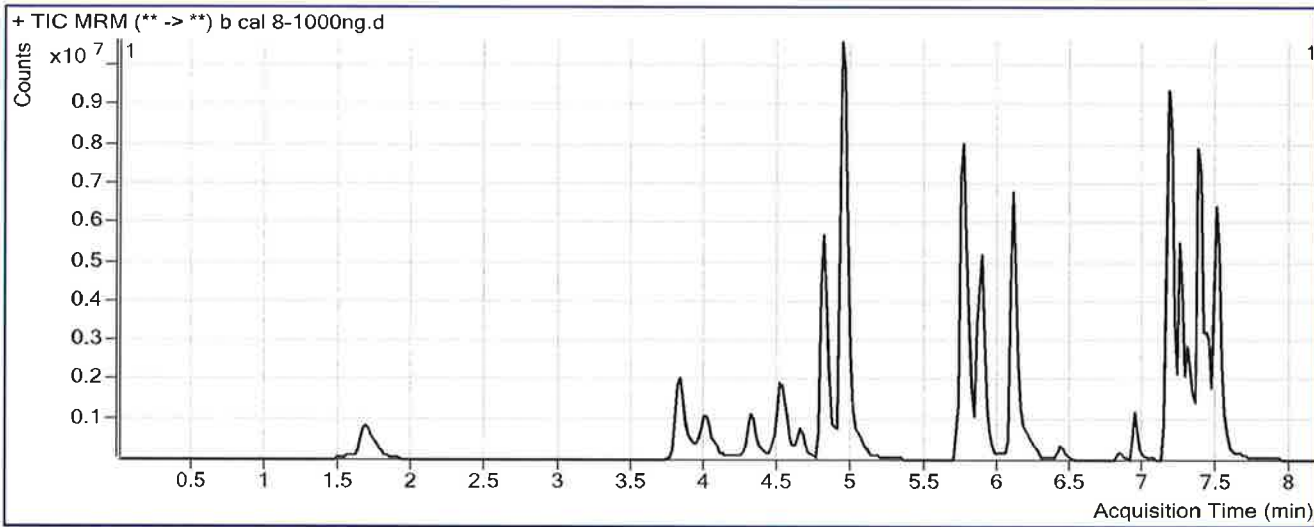
D

<b>Batch Data Path</b>	C:\MassHunter\Data\2018\MD Quant\022018 MDQ P1 and P2 TS and SP\QuantResults\MDQ P1b 022018 SP.b		
<b>Analysis Time</b>	2/24/2018 12:46 PM	<b>Analyst Name</b>	ISPUser
<b>Report Time</b>	2/27/2018 8:01 AM	<b>Reporter Name</b>	ISPUser
<b>Last Calib Update</b>	2/24/2018 12:46 PM	<b>Batch State</b>	Processed

### Analysis Info

<b>Acq Time</b>	2018-02-21 08:05	<b>Data File</b>	b cal 8-1000ng.d
<b>Sample Type</b>	Calibration	<b>Sample Name</b>	b cal 8-1000ng
<b>Dilution</b>	1	<b>Acq Method</b>	MD Quant Panel 1b 12-12-17.m
<b>Position</b>	P1-H1	<b>Sample Info</b>	
<b>Inj Vol</b>	-1	<b>Comment</b>	AM 28

### Sample Chromatogram



### Results

Compound	ISTD Compound	RT	Response	ISTD Resp	Resp Ratio	Final Conc
Oxymorphone	Oxymorphone-D3	1.688	5106375	166392	30.6889	994.3358
Dihydrocodeine	Dihydrocodeine-D6	3.837	4199213	254743	16.4841	945.5777
Naloxone	Naloxone-D5	4.010	5349614	273223	19.5796	1111.3288
Noroxycodone	Noroxycodone-D3	4.319	4243894	141770	29.9351	957.1980
Naltrexone	Naltrexone-D3	4.531	4854322	222389	21.8281	988.4724
Acetyl Norfentanyl	Acetyl Norfentanyl-D5	4.663	1860446	582967	3.1913	116.4783
Naltrexol	Naltrexol-D3	4.810	15508864	623350	24.8799	994.6303
O-desmethyl-tramadol	O-desmethyl-tramadol-D6	4.938	40498065	1825638	22.1830	985.9278
Ketamine	Ketamine-D4	5.759	26236877	1118545	23.4563	1003.1383
Norfentanyl	Norfentanyl-D5	5.802	2288167	1003796	2.2795	102.1739
alpha-PVP	alpha-PVP-d8	6.107	15581832	667430	23.3460	1035.0695
Acetyl Fentanyl	Acetyl Fentanyl-D5	6.417	517723	310375	1.6681	101.6892
Norbuprenorphine	Norbuprenorphine-D3	6.752	11270	6232	1.8083	96.9831
Fentanyl	Fentanyl-D5	6.840	266724	119330	2.2352	116.9107
EDDP	EDDP-D3	6.950	2363310	100399	23.5392	1014.0935
Quetiapine	Quetiapine-D8	7.159	18170963	196939	92.2668	873.3642
Sufentanil	Sufentanil-D5	7.178	210412	88466	2.3784	102.3057
Cyclobenzaprine	Cyclobenzaprine-D3	7.232	2239154	72803	30.7563	1054.5187
Methadone	Methadone-D9	7.242	8579454	319240	26.8746	1047.3037

**ISP FORENSICS - Pocatello Instrument # 59740**  
**Multi-Drug Confirmatory Analysis Report**

b cal 8

D

<b>Compound</b>	<b>ISTD Compound</b>	<b>RT</b>	<b>Response</b>	<b>ISTD Resp</b>	<b>Resp Ratio</b>	<b>Final Conc</b>
Fluoxetine	Fluoxetine-D6	7.304	3185207	133489	23.8613	1072.5408
Oxazepam	Oxazepam-D5	7.329	1913557	105647	18.1128	991.4692
Sertraline	Sertraline-D3	7.365	1536937	58459	26.2910	1056.6527
Temazepam	Temazepam-D5	7.387	15433704	769451	20.0581	1003.4977
Buprenorphine	Buprenorphine-D4	7.376	184618	28029	6.5867	107.2677
Nordiazepam	Nordiazepam-D5	7.455	5534315	144164	38.3890	1054.4534
Diazepam	Diazepam-D5	7.490	7891224	273075	28.8977	1054.2019